



CP/CPK Analysis Report

Processed Data = 163



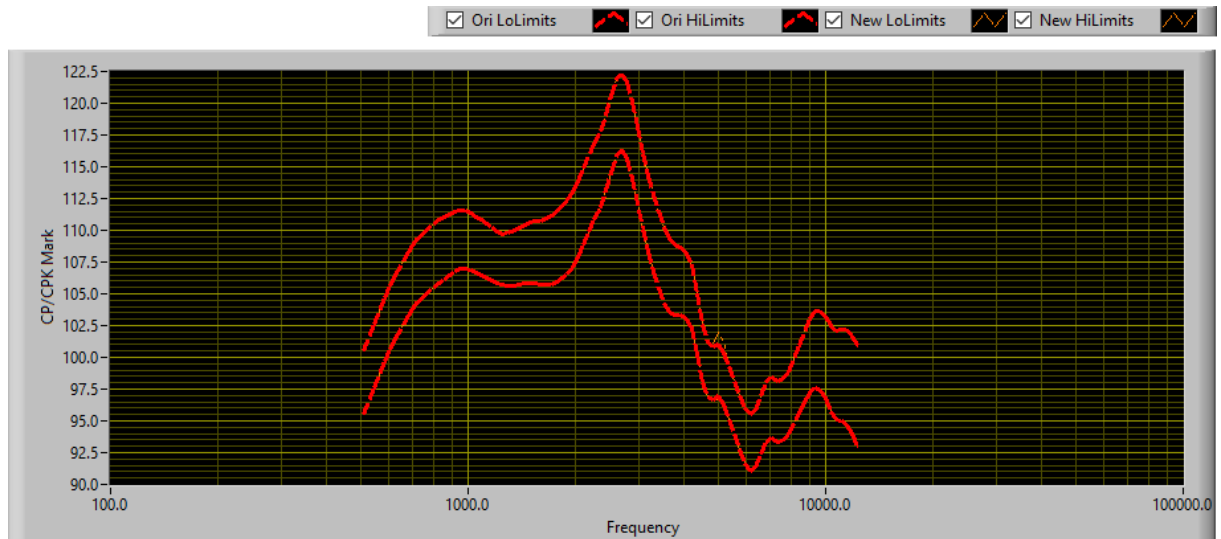


Figure1 Ori & New Limits

Frequency	Delta LoLimits	Delta HiLimits	Ori LoLimits	Ori HiLimits	New LoLimits	New HiLimits
509.176	0.000000	0.000000	95.4931	100.4931	95.4931	100.4931
527.139	0.000000	0.000000	96.5208	101.5208	96.5208	101.5208
545.674	0.000000	0.000000	97.5770	102.5770	97.5770	102.5770
564.925	0.000000	0.000000	98.6372	103.6372	98.6372	103.6372
584.855	0.000000	0.000000	99.6523	104.6523	99.6523	104.6523
605.419	0.000000	0.000000	100.5822	105.5822	100.5822	105.5822
626.777	0.000000	0.000000	101.4264	106.4264	101.4264	106.4264
648.889	0.000000	0.000000	102.2113	107.2113	102.2113	107.2113
671.705	0.000000	0.000000	102.9548	107.9548	102.9548	107.9548
695.402	0.000000	0.000000	103.6437	108.6437	103.6437	108.6437
719.935	0.000000	0.000000	104.2406	109.2406	104.2406	109.2406
745.248	0.000000	0.000000	104.7359	109.7359	104.7359	109.7359
771.540	0.000000	0.000000	105.1540	110.1540	105.1540	110.1540
798.667	0.000000	0.000000	105.5134	110.5134	105.5134	110.5134
826.844	0.000000	0.000000	105.8670	110.7931	105.8670	110.7931
856.014	0.000000	0.000000	106.1940	111.0423	106.1940	111.0423
886.112	0.000000	0.000000	106.4945	111.2654	106.4945	111.2654
917.373	0.000000	0.000000	106.7630	111.4563	106.7630	111.4563
949.737	0.000000	0.000000	106.9428	111.5583	106.9428	111.5583
983.130	0.000000	0.000000	106.9827	111.5208	106.9827	111.5208
1017.814	0.000000	0.000000	106.8822	111.3426	106.8822	111.3426
1053.721	0.000000	0.000000	106.6959	111.0787	106.6959	111.0787
1090.771	0.000000	0.000000	106.4863	110.7916	106.4863	110.7916
1129.252	0.000000	0.000000	106.2565	110.4841	106.2565	110.4841
1168.957	0.000000	0.000000	106.0186	110.1688	106.0186	110.1688
1210.197	0.000000	0.000000	105.8116	109.8841	105.8116	109.8841
1252.891	0.000000	0.000000	105.6948	109.7046	105.6948	109.7046
1296.944	0.000000	0.000000	105.6117	109.7686	105.6117	109.7686

1342.698	0.000000	0.000000	105.6518	109.9562	105.6518	109.9562
1390.067	0.000000	0.000000	105.7596	110.2115	105.7596	110.2115
1438.943	0.000000	0.000000	105.8569	110.4559	105.8569	110.4559
1489.708	0.000000	0.000000	105.8820	110.6285	105.8820	110.6285
1542.263	0.000000	0.000000	105.8257	110.7198	105.8257	110.7198
1596.490	0.000000	0.000000	105.7394	110.7805	105.7394	110.7805
1652.812	0.000000	0.000000	105.7055	110.8941	105.7055	110.8941
1711.122	0.000000	0.000000	105.7740	111.1102	105.7740	111.1102
1771.286	0.000000	0.000000	105.9538	111.4370	105.9538	111.4370
1833.775	0.000000	0.000000	106.2166	111.8474	106.2166	111.8474
1898.252	0.000000	0.000000	106.5820	112.3598	106.5820	112.3598
1965.220	0.000000	0.000000	107.1140	113.0393	107.1140	113.0393
2034.551	0.000000	0.000000	107.9060	113.9060	107.9060	113.9060
2106.087	0.000000	0.000000	108.8945	114.8945	108.8945	114.8945
2180.387	0.000000	0.000000	109.8828	115.8828	109.8828	115.8828
2257.309	0.000000	0.000000	110.8158	116.8158	110.8158	116.8158
2336.678	0.000000	0.000000	111.8176	117.8176	111.8176	117.8176
2419.113	0.000000	0.000000	113.1113	119.1113	113.1113	119.1113
2504.457	0.000000	0.000000	114.6255	120.6255	114.6255	120.6255
2592.515	0.000000	0.000000	115.8807	121.8807	115.8807	121.8807
2683.976	0.000000	0.000000	116.3046	122.3046	116.3046	122.3046
2778.347	0.000000	0.000000	115.6419	121.6419	115.6419	121.6419
2876.364	0.000000	0.000000	114.0840	120.0840	114.0840	120.0840
2977.839	0.000000	0.000000	112.0799	118.0799	112.0799	118.0799
3082.542	0.000000	0.000000	110.0662	116.0662	110.0662	116.0662
3191.291	0.000000	0.000000	108.2955	114.2955	108.2955	114.2955
3303.876	0.000000	0.000000	106.7993	112.7993	106.7993	112.7993
3420.042	0.000000	0.000000	105.4384	111.4384	105.4384	111.4384
3540.698	0.000000	0.000000	104.2948	110.2300	104.2948	110.2300
3665.609	0.000000	0.000000	103.5828	109.3236	103.5828	109.3236
3794.495	0.000000	0.000000	103.3242	108.8712	103.3242	108.8712
3928.361	0.000000	0.000000	103.3248	108.6774	103.3248	108.6774
4066.485	0.000000	0.000000	103.1667	108.3255	103.1667	108.3255
4209.946	0.000000	0.000000	102.3026	107.2670	102.3026	107.2670
4358.468	0.000000	0.000000	100.2317	105.0017	100.2317	105.0017
4511.715	0.000000	0.000000	98.0106	102.5869	98.0106	102.5869
4670.883	0.000000	0.000000	96.8690	101.2508	96.8690	101.2508
4835.667	0.000000	0.179400	96.6832	100.8706	96.6832	101.0500
5005.692	-0.308000	0.989600	97.0080	101.0104	96.7000	102.0000
5182.288	-0.181300	0.842500	96.2813	100.3575	96.1000	101.2000
5365.113	0.000000	0.000000	95.1043	99.2543	95.1043	99.2543
5553.754	0.000000	0.000000	93.9492	98.1727	93.9492	98.1727
5749.685	0.000000	0.000000	92.6872	96.9845	92.6872	96.9845
5951.848	0.000000	0.000000	91.6342	96.0049	91.6342	96.0049
6161.822	0.000000	0.000000	91.0594	95.5039	91.0594	95.5039
6379.205	0.000000	0.000000	91.3460	95.8643	91.3460	95.8643

6603.502	0.000000	0.000000	92.4178	97.0097	92.4178	97.0097
6836.466	0.000000	0.000000	93.3667	98.0323	93.3667	98.0323
7077.649	0.000000	0.000000	93.6525	98.3919	93.6525	98.3919
7326.505	0.000000	0.000000	93.3459	98.1588	93.3459	98.1588
7584.976	0.000000	0.000000	93.4403	98.3269	93.4403	98.3269
7852.564	0.000000	0.000000	93.9068	98.8672	93.9068	98.8672
8128.667	0.000000	0.000000	94.7402	99.8474	94.7402	99.8474
8415.437	0.000000	0.000000	95.6149	100.9552	95.6149	100.9552
8711.331	0.000000	0.000000	96.4473	102.0199	96.4473	102.0199
9018.656	0.000000	0.000000	97.1927	102.9983	97.1927	102.9983
9336.824	0.000000	0.000000	97.5984	103.6372	97.5984	103.6372
9665.114	0.000000	0.000000	97.3781	103.6491	97.3781	103.6491
10006.089	0.000000	0.000000	96.7215	103.2256	96.7215	103.2256
10359.092	0.000000	0.000000	95.7665	102.5037	95.7665	102.5037
10723.326	0.000000	0.000000	95.1460	102.1154	95.1460	102.1154
11101.633	0.000000	0.000000	94.9974	102.1999	94.9974	102.1999
11493.285	0.000000	0.000000	94.7371	102.1727	94.7371	102.1727
11897.398	0.000000	0.000000	93.9849	101.6528	93.9849	101.6528
12317.125	0.000000	0.000000	93.0324	100.9334	93.0324	100.9334

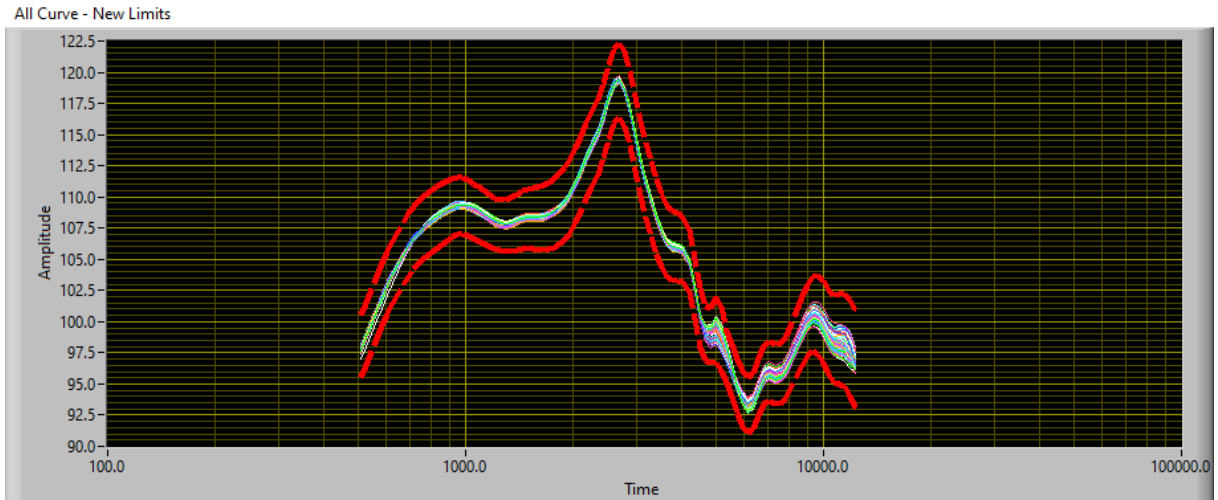


Figure2 All Curve - New Limits

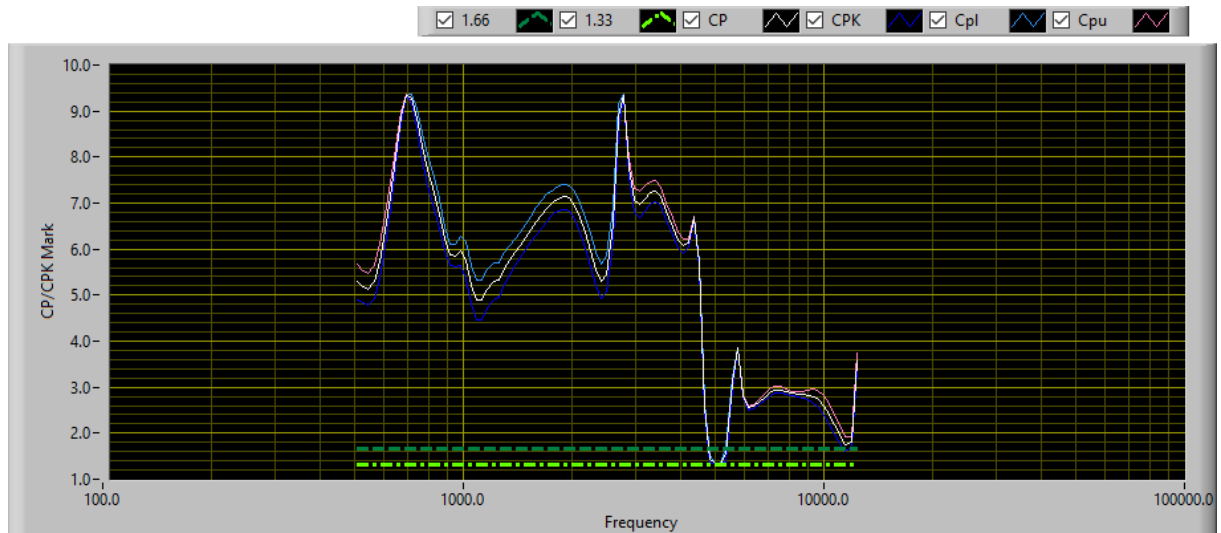


Figure3 CP/CPK - New Limits

Frequency	LowerLimit	UpperLimit	CP	CPK	Cpl	Cpu
509.1760	95.4931	100.4931	5.2919	4.9064	4.9064	5.6775
527.1390	96.5208	101.5208	5.1798	4.8257	4.8257	5.5340
545.6740	97.5770	102.5770	5.1275	4.7768	4.7768	5.4782
564.9250	98.6372	103.6372	5.2965	4.9365	4.9365	5.6565
584.8550	99.6523	104.6523	5.7291	5.3634	5.3634	6.0949
605.4190	100.5822	105.5822	6.3841	6.0392	6.0392	6.7291
626.7770	101.4264	106.4264	7.1578	6.8700	6.8700	7.4455
648.8890	102.2113	107.2113	8.0095	7.8004	7.8004	8.2186
671.7050	102.9548	107.9548	8.8657	8.7439	8.7439	8.9875
695.4020	103.6437	108.6437	9.3477	9.3257	9.3257	9.3697
719.9350	104.2406	109.2406	9.2739	9.1872	9.3606	9.1872
745.2480	104.7359	109.7359	8.8489	8.6519	9.0459	8.6519
771.5400	105.1540	110.1540	8.2452	7.9624	8.5281	7.9624
798.6670	105.5134	110.5134	7.7110	7.3777	8.0443	7.3777

826.8440	105.8670	110.7931	7.2351	6.8921	7.5781	6.8921
856.0140	106.1940	111.0423	6.7620	6.4514	7.0727	6.4514
886.1120	106.4945	111.2654	6.2121	5.9511	6.4732	5.9511
917.3730	106.7630	111.4563	5.8706	5.6366	6.1047	5.6366
949.7370	106.9428	111.5583	5.8549	5.6014	6.1084	5.6014
983.1300	106.9827	111.5208	5.9691	5.6492	6.2891	5.6492
1017.8140	106.8822	111.3426	5.7533	5.3574	6.1493	5.3574
1053.7210	106.6959	111.0787	5.2248	4.7939	5.6558	4.7939
1090.7710	106.4863	110.7916	4.8855	4.4577	5.3134	4.4577
1129.2520	106.2565	110.4841	4.8952	4.4736	5.3168	4.4736
1168.9570	106.0186	110.1688	5.1300	4.7130	5.5471	4.7130
1210.1970	105.8116	109.8841	5.2873	4.8818	5.6929	4.8818
1252.8910	105.6948	109.7046	5.3265	4.9452	5.7078	4.9452
1296.9440	105.6117	109.7686	5.5762	5.2299	5.9225	5.2299
1342.6980	105.6518	109.9562	5.7692	5.4548	6.0837	5.4548
1390.0670	105.7596	110.2115	5.9314	5.6410	6.2218	5.6410
1438.9430	105.8569	110.4559	6.0899	5.8141	6.3657	5.8141
1489.7080	105.8820	110.6285	6.2562	5.9848	6.5275	5.9848
1542.2630	105.8257	110.7198	6.4334	6.1510	6.7158	6.1510
1596.4900	105.7394	110.7805	6.6017	6.3023	6.9011	6.3023
1652.8120	105.7055	110.8941	6.7521	6.4504	7.0538	6.4504
1711.1220	105.7740	111.1102	6.8988	6.6072	7.1904	6.6072
1771.2860	105.9538	111.4370	7.0304	6.7609	7.2999	6.7609
1833.7750	106.2166	111.8474	7.0967	6.8325	7.3609	6.8325
1898.2520	106.5820	112.3598	7.1356	6.8625	7.4087	6.8625
1965.2200	107.1140	113.0393	7.1014	6.8139	7.3889	6.8139
2034.5510	107.9060	113.9060	6.9551	6.6517	7.2584	6.6517
2106.0870	108.8945	114.8945	6.6847	6.3669	7.0025	6.3669
2180.3870	109.8828	115.8828	6.3572	6.0245	6.6899	6.0245
2257.3090	110.8158	116.8158	5.9744	5.6255	6.3233	5.6255
2336.6780	111.8176	117.8176	5.5713	5.2052	5.9374	5.2052
2419.1130	113.1113	119.1113	5.2884	4.9100	5.6669	4.9100
2504.4570	114.6255	120.6255	5.4477	5.0608	5.8347	5.0608
2592.5150	115.8807	121.8807	6.5456	6.1678	6.9235	6.1678
2683.9760	116.3046	122.3046	8.8675	8.5838	9.1511	8.5838
2778.3470	115.6419	121.6419	9.3473	9.3358	9.3588	9.3358
2876.3640	114.0840	120.0840	7.7733	7.5879	7.5879	7.9587
2977.8390	112.0799	118.0799	7.0568	6.7975	6.7975	7.3160
3082.5420	110.0662	116.0662	6.9749	6.6958	6.6958	7.2539
3191.2910	108.2955	114.2955	7.0966	6.8247	6.8247	7.3685
3303.8760	106.7993	112.7993	7.2166	6.9614	6.9614	7.4718
3420.0420	105.4384	111.4384	7.2625	7.0275	7.0275	7.4976
3540.6980	104.2948	110.2300	7.1446	6.9326	6.9326	7.3566
3665.6090	103.5828	109.3236	6.8178	6.6216	6.6216	7.0140
3794.4950	103.3242	108.8712	6.4863	6.3023	6.3023	6.6703
3928.3610	103.3248	108.6774	6.2040	6.0292	6.0292	6.3788

4066.4850	103.1667	108.3255	6.0649	5.9157	5.9157	6.2141
4209.9460	102.3026	107.2670	6.1400	6.0579	6.0579	6.2222
4358.4680	100.2317	105.0017	6.6734	6.6354	6.6354	6.7113
4511.7150	98.0106	102.5869	5.6975	5.6258	5.7693	5.6258
4670.8830	96.8690	101.2508	2.5493	2.4285	2.6700	2.4285
4835.6670	96.6832	101.0500	1.4320	1.3374	1.5266	1.3374
5005.6920	96.7000	102.0000	1.3459	1.3442	1.3442	1.3477
5182.2880	96.1000	101.2000	1.3396	1.3377	1.3416	1.3377
5365.1130	95.1043	99.2543	1.5372	1.3737	1.7007	1.3737
5553.7540	93.9492	98.1727	3.0980	2.9725	3.2234	2.9725
5749.6850	92.6872	96.9845	3.8682	3.8672	3.8692	3.8672
5951.8480	91.6342	96.0049	2.8205	2.7813	2.7813	2.8598
6161.8220	91.0594	95.5039	2.5493	2.5132	2.5132	2.5855
6379.2050	91.3460	95.8643	2.5791	2.5315	2.5315	2.6268
6603.5020	92.4178	97.0097	2.6735	2.6160	2.6160	2.7310
6836.4660	93.3667	98.0323	2.7680	2.6965	2.6965	2.8395
7077.6490	93.6525	98.3919	2.8732	2.7983	2.7983	2.9481
7326.5050	93.3459	98.1588	2.9406	2.8647	2.8647	3.0165
7584.9760	93.4403	98.3269	2.9452	2.8743	2.8743	3.0161
7852.5640	93.9068	98.8672	2.8992	2.8361	2.8361	2.9623
8128.6670	94.7402	99.8474	2.8618	2.8111	2.8111	2.9125
8415.4370	95.6149	100.9552	2.8511	2.8026	2.8026	2.8996
8711.3310	96.4473	102.0199	2.8395	2.7711	2.7711	2.9080
9018.6560	97.1927	102.9983	2.8239	2.7202	2.7202	2.9277
9336.8240	97.5984	103.6372	2.8009	2.6547	2.6547	2.9472
9665.1140	97.3781	103.6491	2.7325	2.5489	2.5489	2.9161
10006.089 0	96.7215	103.2256	2.6009	2.3894	2.3894	2.8125
10359.092 0	95.7665	102.5037	2.4103	2.1908	2.1908	2.6299
10723.326 0	95.1460	102.1154	2.1926	1.9746	1.9746	2.4107
11101.633 0	94.9974	102.1999	1.9860	1.7768	1.7768	2.1951
11493.285 0	94.7371	102.1727	1.7637	1.5961	1.5961	1.9314
11897.398 0	93.9849	101.6528	1.8146	1.7064	1.7064	1.9229
12317.125 0	93.0324	100.9334	3.5620	3.3891	3.3891	3.7348

Frequency	LowerLimit	UpperLimit	CP	CPK	Cpl	Cpu
509.1760	95.4931	100.4931	5.2919	4.9064	4.9064	5.6775

Distribution Chart 2

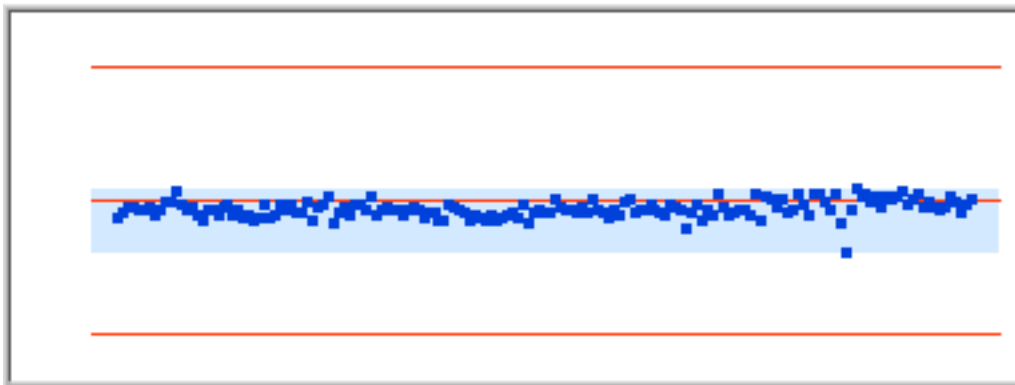


Figure4 Distribution 509.1760Hz

Bar Chart 2

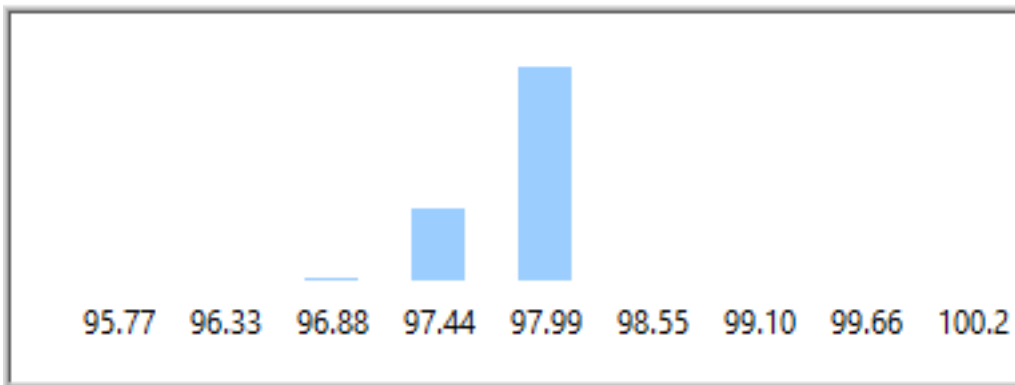


Figure5 Bar Chart 509.1760Hz

Frequency	LowerLimit	UpperLimit	CP	CPK	Cpl	Cpu
527.1390	96.5208	101.5208	5.1798	4.8257	4.8257	5.5340

Distribution Chart 2

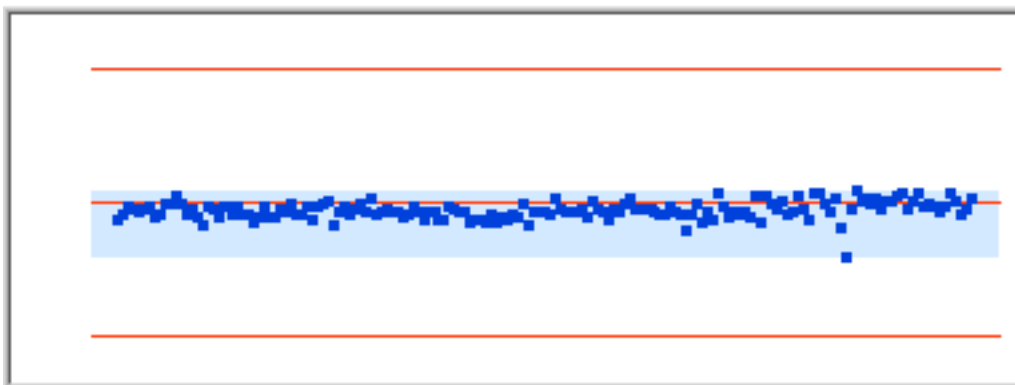


Figure6 Distribution 527.1390Hz

Bar Chart 2

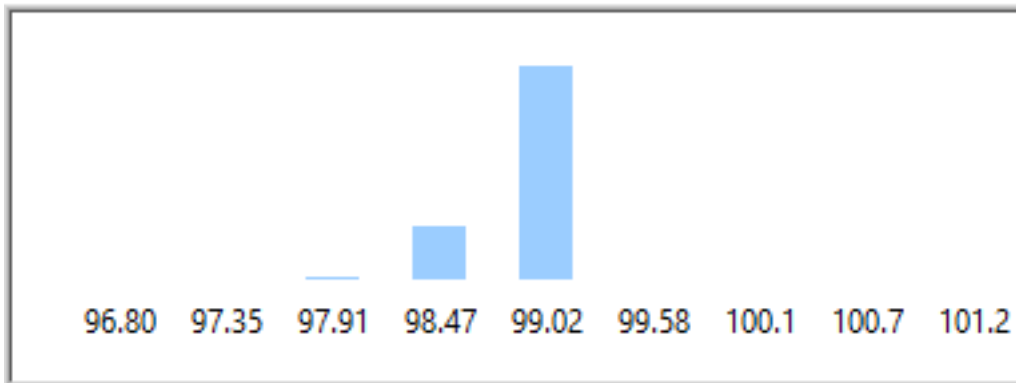


Figure7 Bar Chart 527.1390Hz

Frequency	LowerLimit	UpperLimit	CP	CPK	Cpl	Cpu
545.6740	97.5770	102.5770	5.1275	4.7768	4.7768	5.4782

Distribution Chart 2

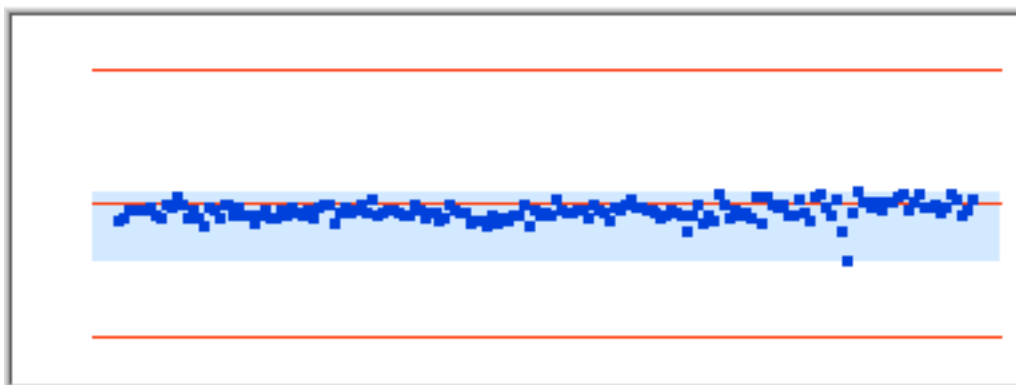


Figure8 Distribution 545.6740Hz

Bar Chart 2

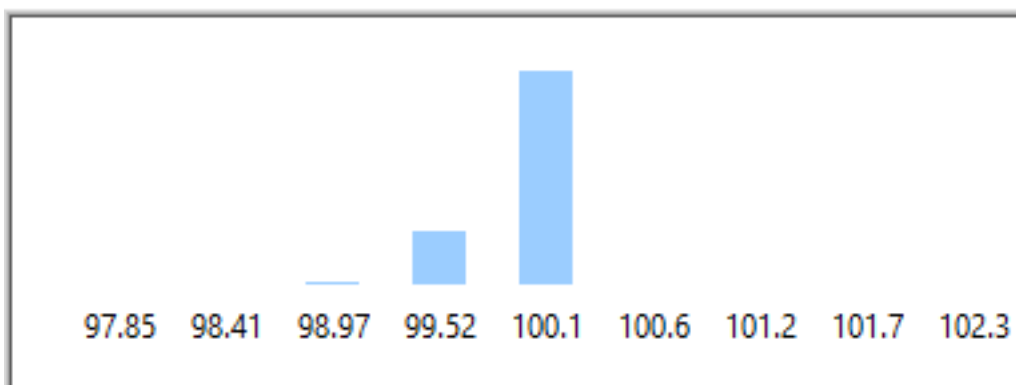


Figure9 Bar Chart 545.6740Hz

Frequency	LowerLimit	UpperLimit	CP	CPK	Cpl	Cpu
564.9250	98.6372	103.6372	5.2965	4.9365	4.9365	5.6565

Distribution Chart 2

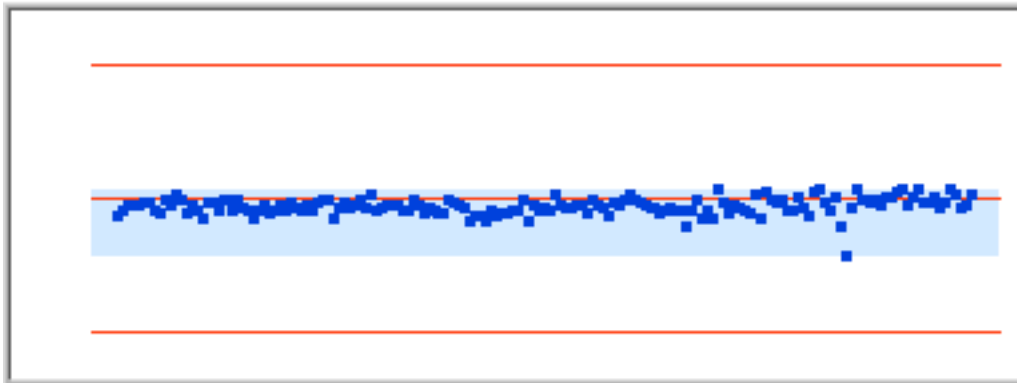


Figure10 Distribution 564.9250Hz

Bar Chart 2

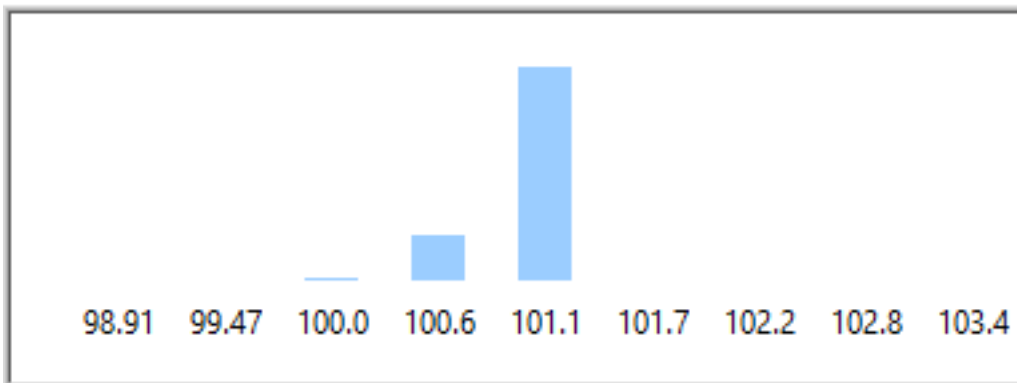


Figure11 Bar Chart 564.9250Hz

Frequency	LowerLimit	UpperLimit	CP	CPK	Cpl	Cpu
584.8550	99.6523	104.6523	5.7291	5.3634	5.3634	6.0949

Distribution Chart 2

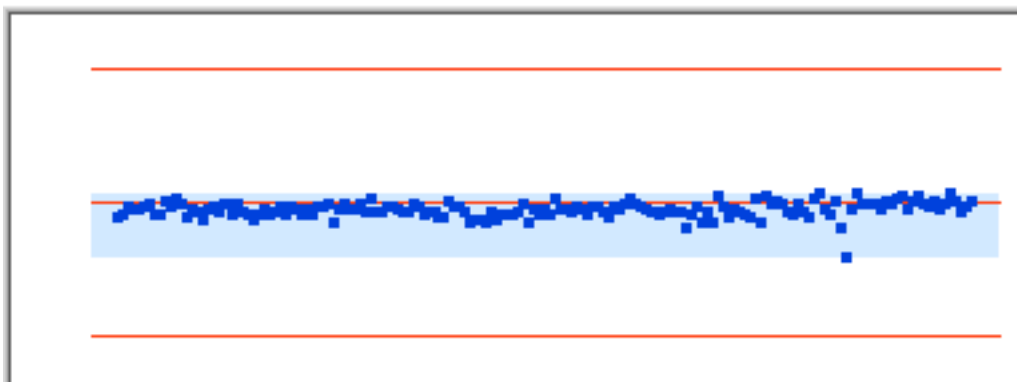


Figure12 Distribution 584.8550Hz

Bar Chart 2

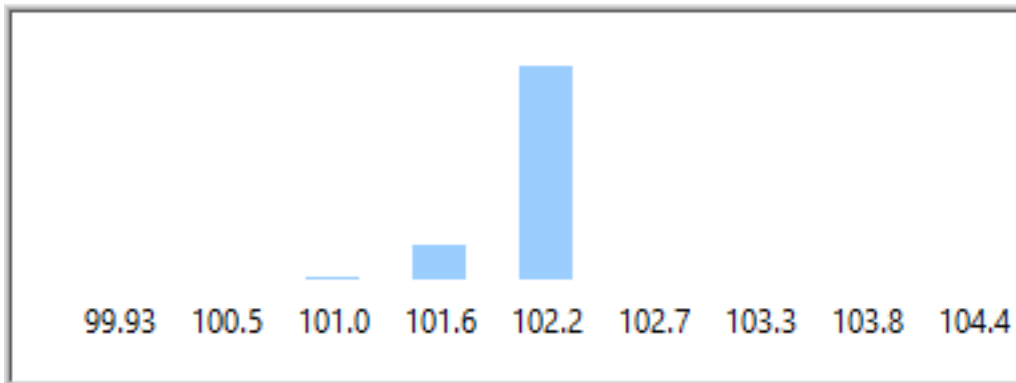


Figure13 Bar Chart 584.8550Hz

Frequency	LowerLimit	UpperLimit	CP	CPK	Cpl	Cpu
605.4190	100.5822	105.5822	6.3841	6.0392	6.0392	6.7291

Distribution Chart 2

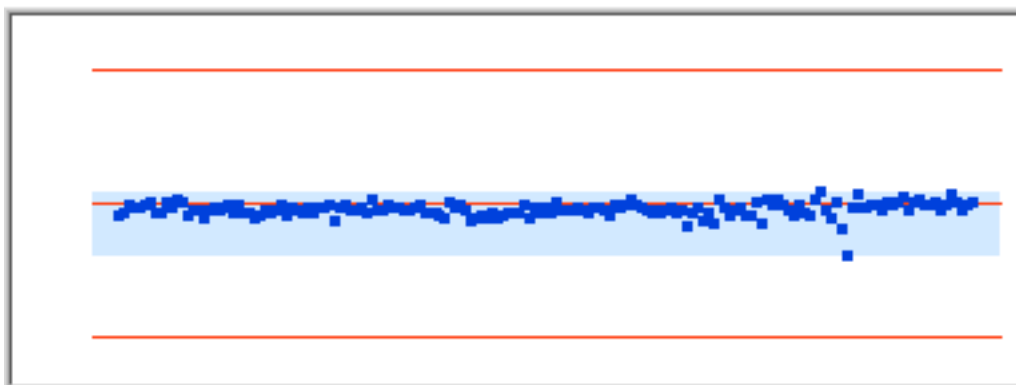


Figure14 Distribution 605.4190Hz

Bar Chart 2

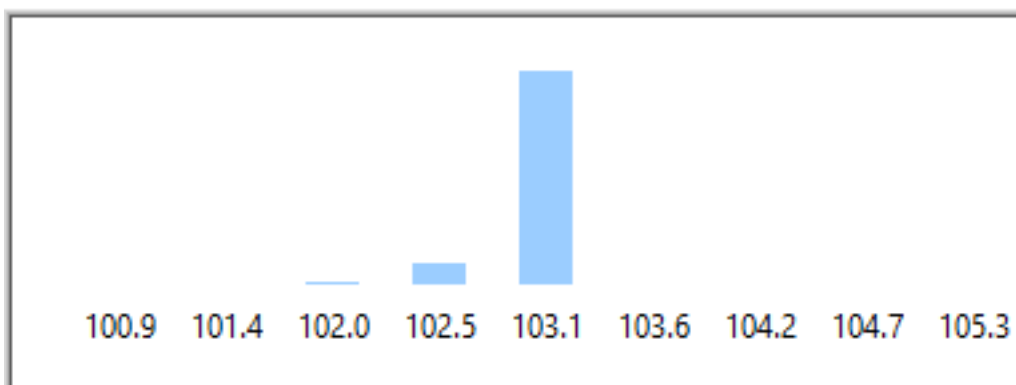


Figure15 Bar Chart 605.4190Hz

Frequency	LowerLimit	UpperLimit	CP	CPK	Cpl	Cpu
626.7770	101.4264	106.4264	7.1578	6.8700	6.8700	7.4455

Distribution Chart 2



Figure16 Distribution 626.7770Hz

Bar Chart 2

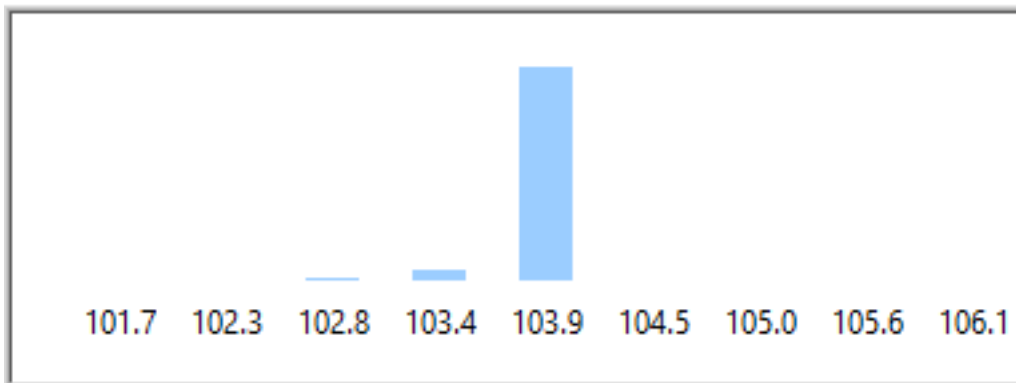


Figure17 Bar Chart 626.7770Hz

Frequency	LowerLimit	UpperLimit	CP	CPK	Cpl	Cpu
648.8890	102.2113	107.2113	8.0095	7.8004	7.8004	8.2186

Distribution Chart 2



Figure18 Distribution 648.8890Hz

Bar Chart 2

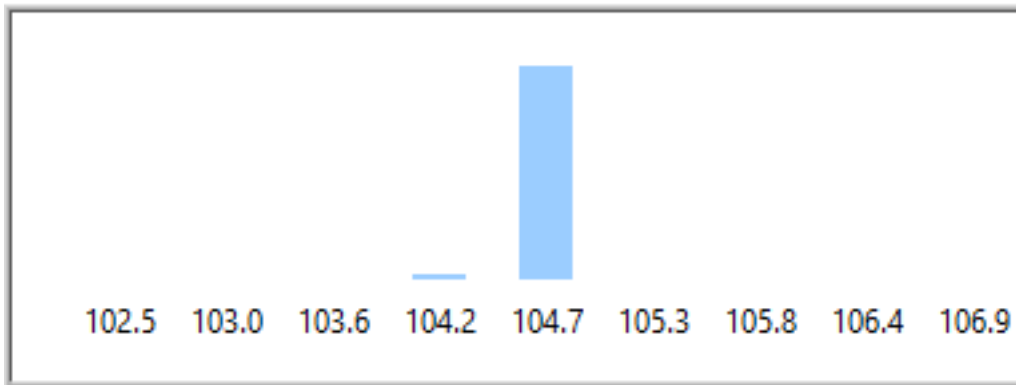


Figure19 Bar Chart 648.8890Hz

Frequency	LowerLimit	UpperLimit	CP	CPK	Cpl	Cpu
671.7050	102.9548	107.9548	8.8657	8.7439	8.7439	8.9875

Distribution Chart 2

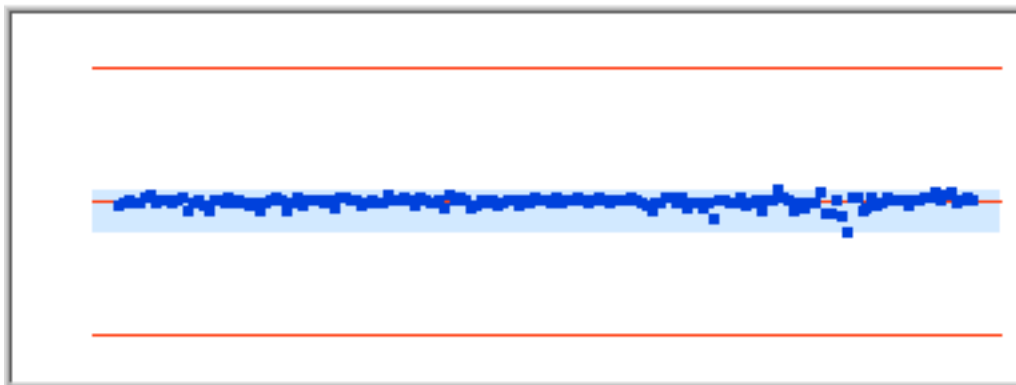


Figure20 Distribution 671.7050Hz

Bar Chart 2

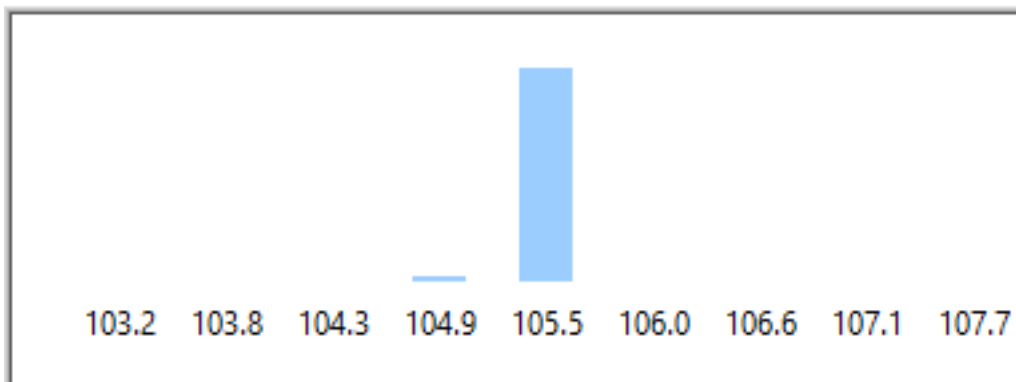


Figure21 Bar Chart 671.7050Hz

Frequency	LowerLimit	UpperLimit	CP	CPK	Cpl	Cpu
695.4020	103.6437	108.6437	9.3477	9.3257	9.3257	9.3697

Distribution Chart 2

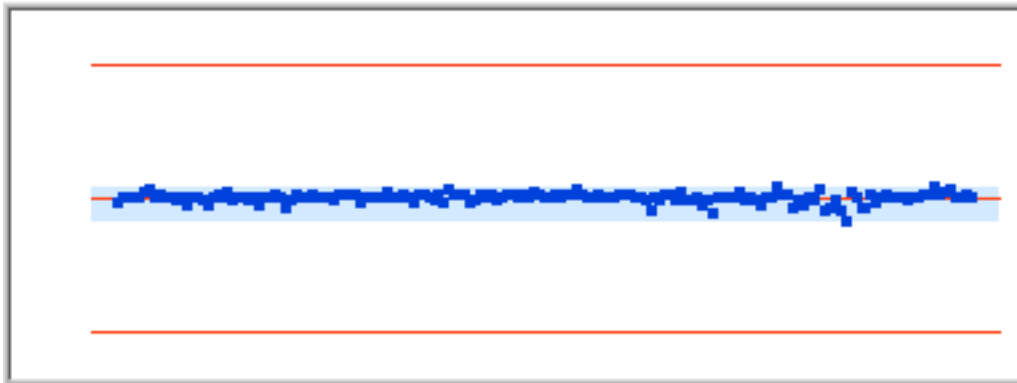


Figure22 Distribution 695.4020Hz

Bar Chart 2

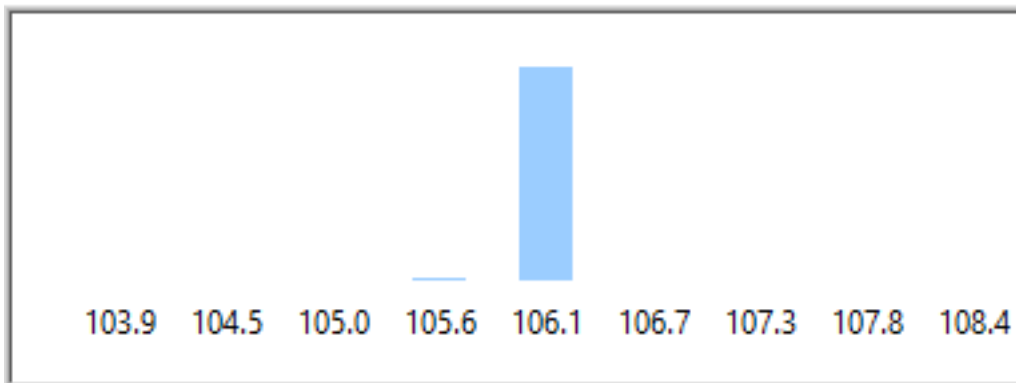


Figure23 Bar Chart 695.4020Hz

Frequency	LowerLimit	UpperLimit	CP	CPK	Cpl	Cpu
719.9350	104.2406	109.2406	9.2739	9.1872	9.3606	9.1872

Distribution Chart 2

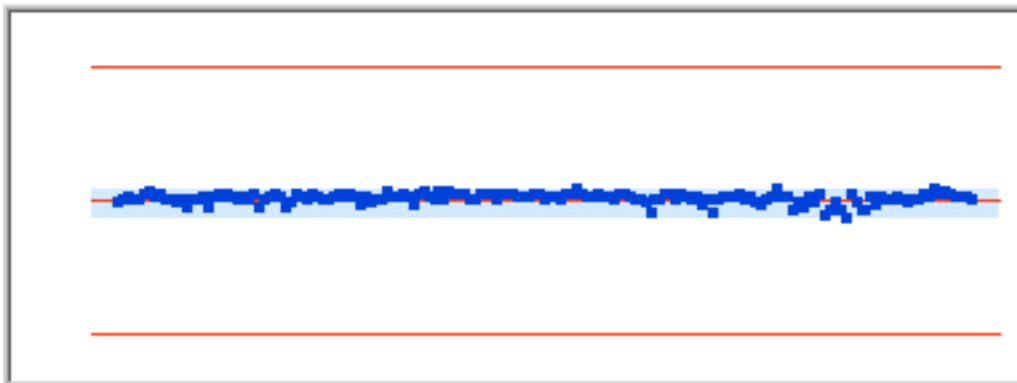


Figure24 Distribution 719.9350Hz

Bar Chart 2

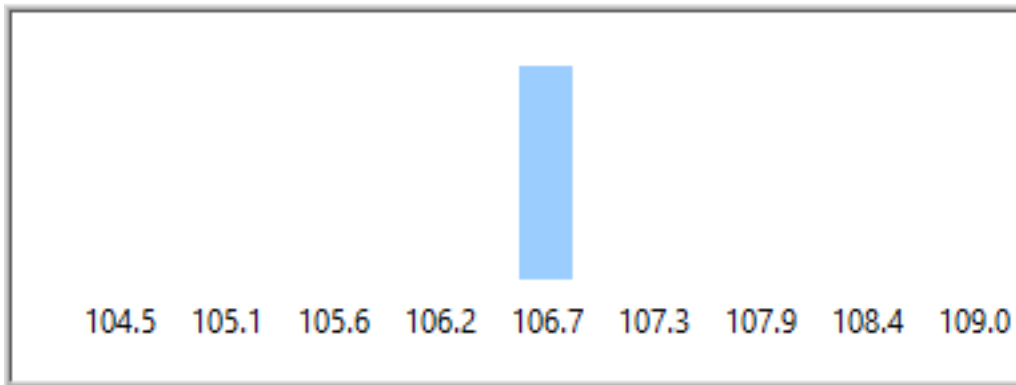


Figure25 Bar Chart 719.9350Hz

Frequency	LowerLimit	UpperLimit	CP	CPK	Cpl	Cpu
745.2480	104.7359	109.7359	8.8489	8.6519	9.0459	8.6519

Distribution Chart 2




Figure26 Distribution 745.2480Hz

Bar Chart 2

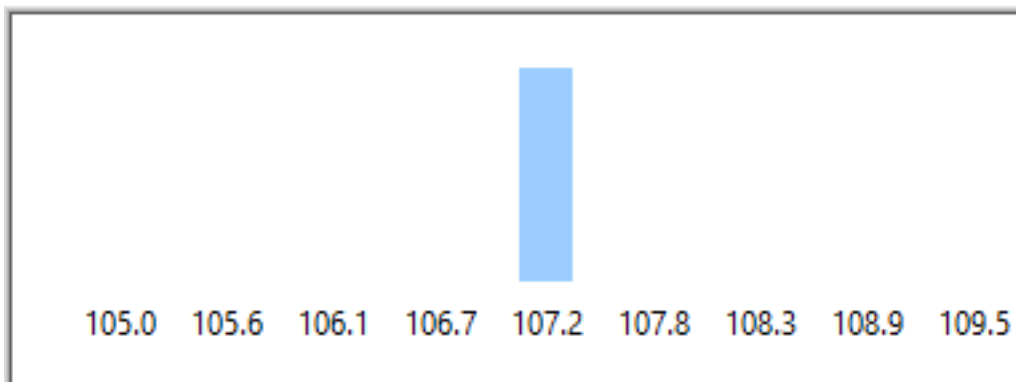


Figure27 Bar Chart 745.2480Hz

Frequency	LowerLimit	UpperLimit	CP	CPK	Cpl	Cpu
771.5400	105.1540	110.1540	8.2452	7.9624	8.5281	7.9624

Distribution Chart 2

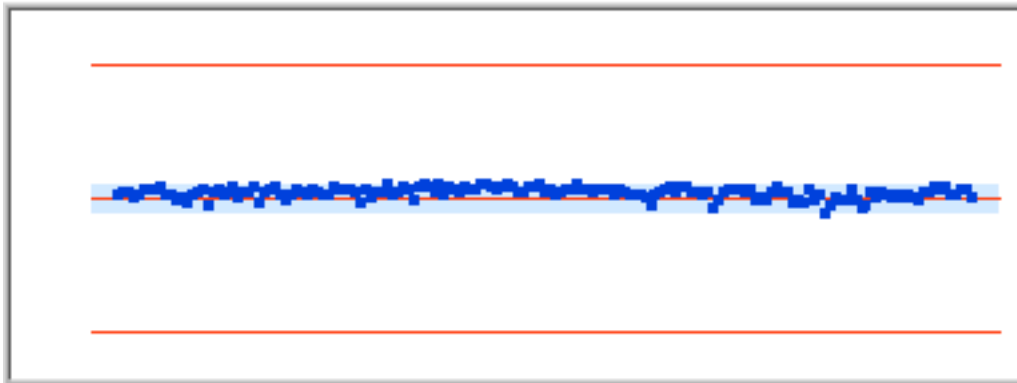


Figure28 Distribution 771.5400Hz

Bar Chart 2

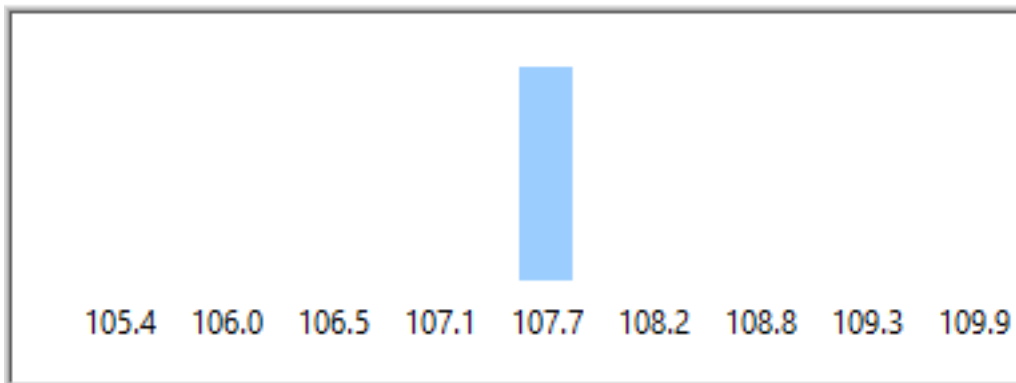


Figure29 Bar Chart 771.5400Hz

Frequency	LowerLimit	UpperLimit	CP	CPK	Cpl	Cpu
798.6670	105.5134	110.5134	7.7110	7.3777	8.0443	7.3777

Distribution Chart 2

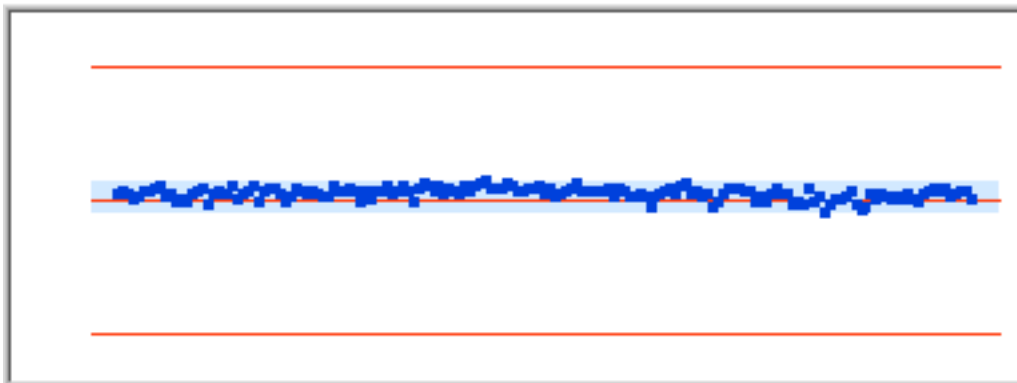


Figure30 Distribution 798.6670Hz

Bar Chart 2

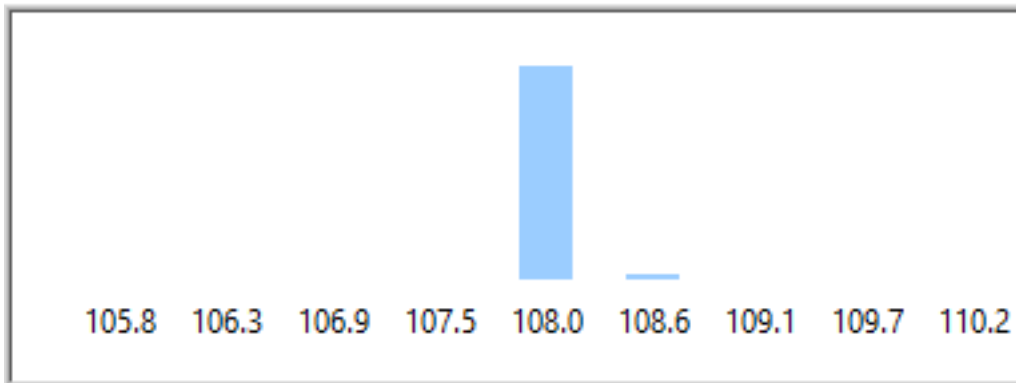


Figure31 Bar Chart 798.6670Hz

Frequency	LowerLimit	UpperLimit	CP	CPK	Cpl	Cpu
826.8440	105.8670	110.7931	7.2351	6.8921	7.5781	6.8921

Distribution Chart 2

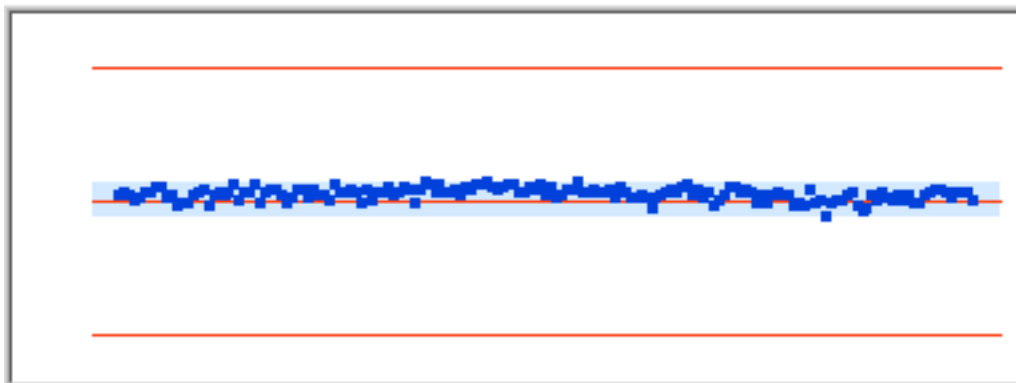


Figure32 Distribution 826.8440Hz

Bar Chart 2

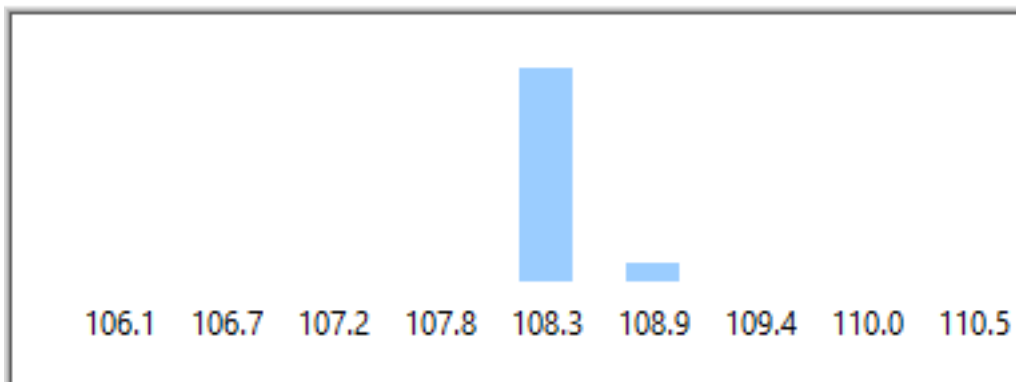


Figure33 Bar Chart 826.8440Hz

Frequency	LowerLimit	UpperLimit	CP	CPK	Cpl	Cpu
856.0140	106.1940	111.0423	6.7620	6.4514	7.0727	6.4514

Distribution Chart 2

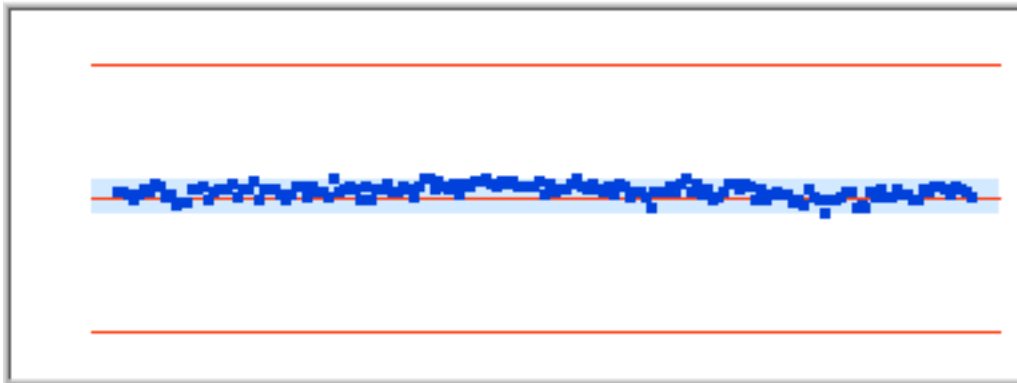


Figure34 Distribution 856.0140Hz

Bar Chart 2

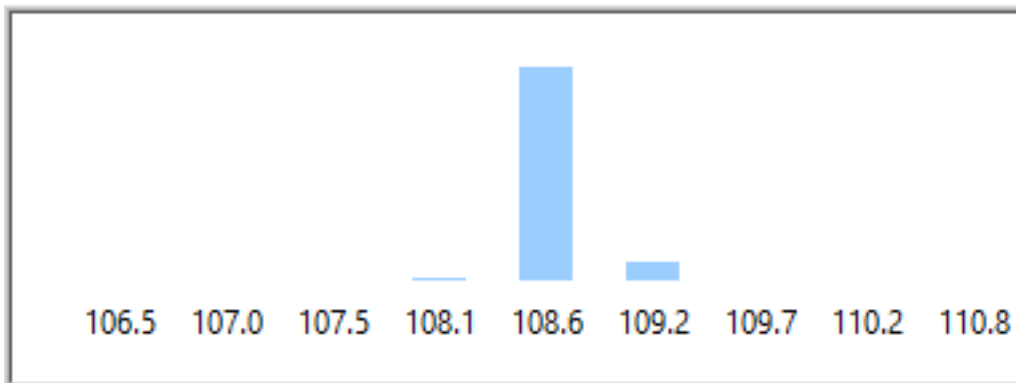


Figure35 Bar Chart 856.0140Hz

Frequency	LowerLimit	UpperLimit	CP	CPK	Cpl	Cpu
886.1120	106.4945	111.2654	6.2121	5.9511	6.4732	5.9511

Distribution Chart 2

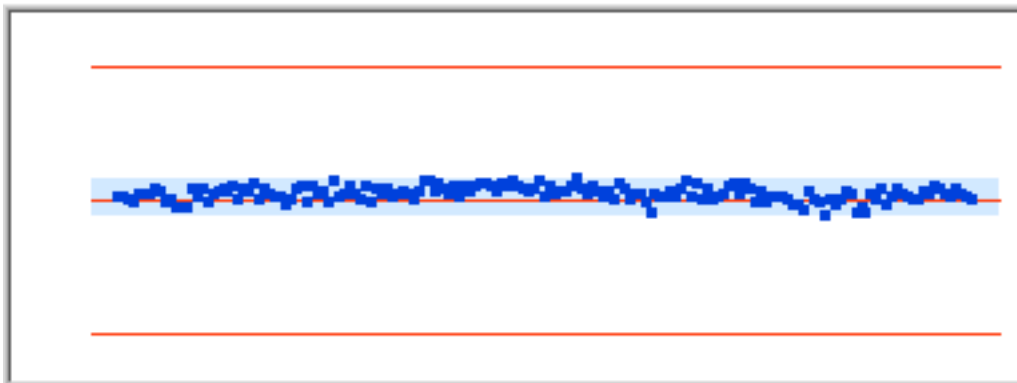


Figure36 Distribution 886.1120Hz

Bar Chart 2

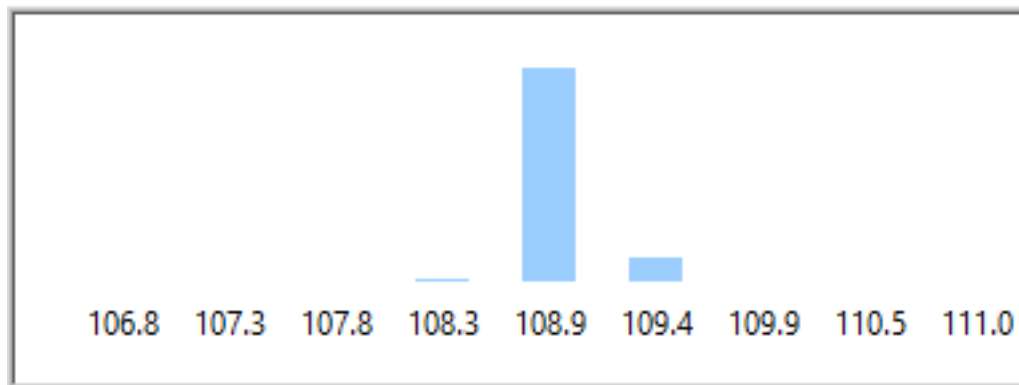


Figure37 Bar Chart 886.1120Hz

Frequency	LowerLimit	UpperLimit	CP	CPK	Cpl	Cpu
917.3730	106.7630	111.4563	5.8706	5.6366	6.1047	5.6366

Distribution Chart 2

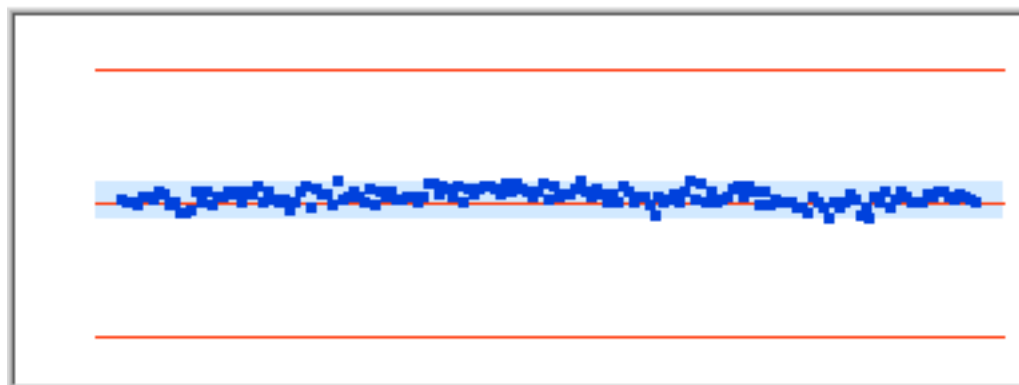


Figure38 Distribution 917.3730Hz

Bar Chart 2

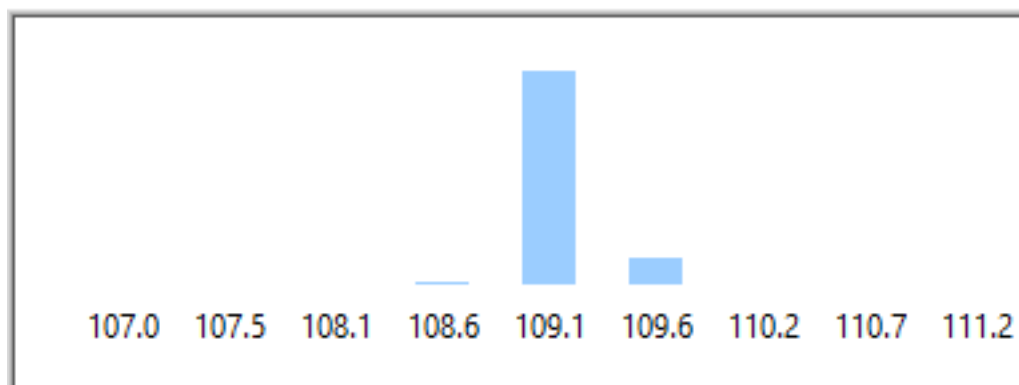


Figure39 Bar Chart 917.3730Hz

Frequency	LowerLimit	UpperLimit	CP	CPK	Cpl	Cpu
949.7370	106.9428	111.5583	5.8549	5.6014	6.1084	5.6014

Distribution Chart 2

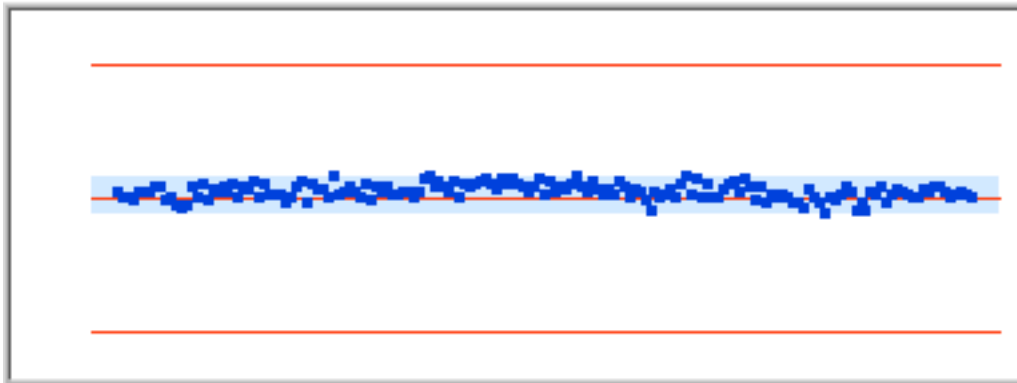


Figure40 Distribution 949.7370Hz

Bar Chart 2

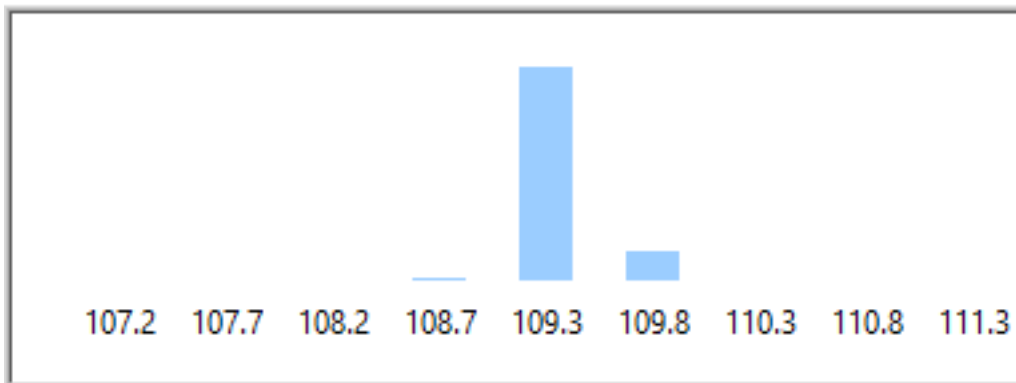


Figure41 Bar Chart 949.7370Hz

Frequency	LowerLimit	UpperLimit	CP	CPK	Cpl	Cpu
983.1300	106.9827	111.5208	5.9691	5.6492	6.2891	5.6492

Distribution Chart 2

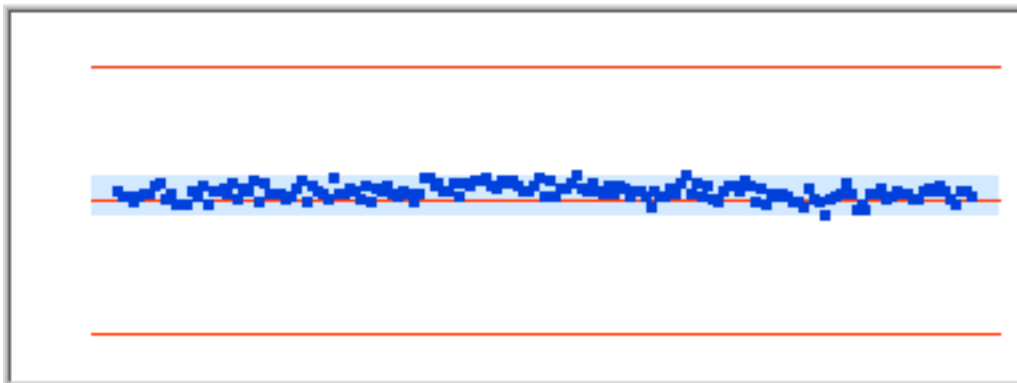


Figure42 Distribution 983.1300Hz

Bar Chart 2

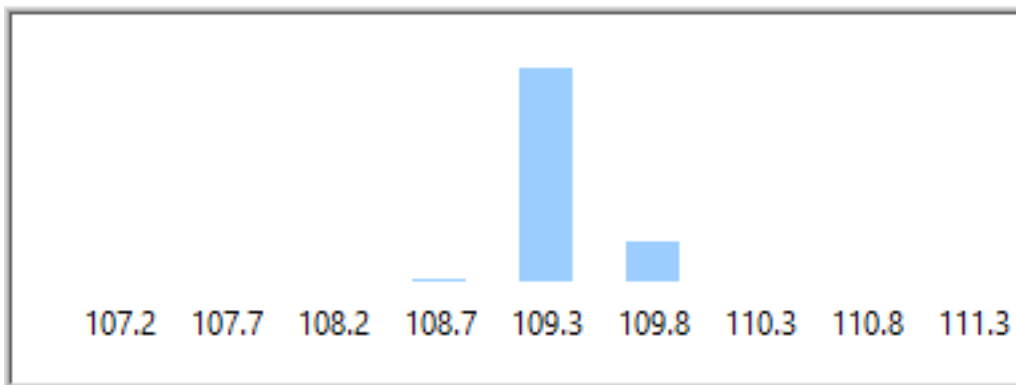


Figure43 Bar Chart 983.1300Hz

Frequency	LowerLimit	UpperLimit	CP	CPK	Cpl	Cpu
1017.8140	106.8822	111.3426	5.7533	5.3574	6.1493	5.3574

Distribution Chart 2

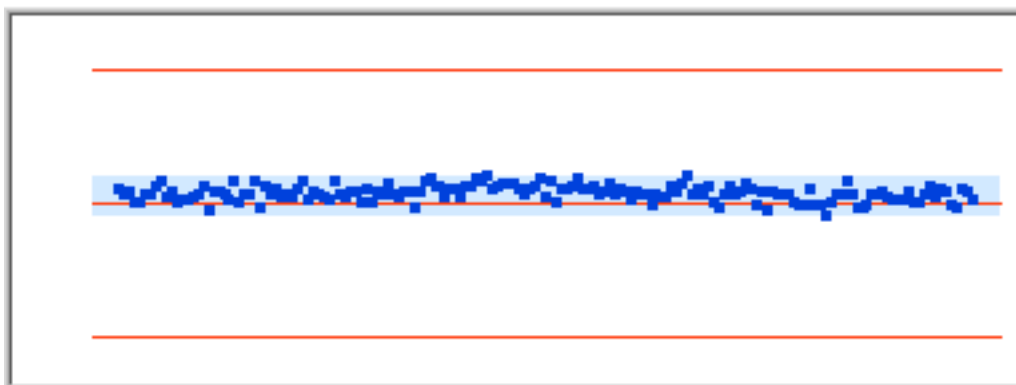


Figure44 Distribution 1017.8140Hz

Bar Chart 2

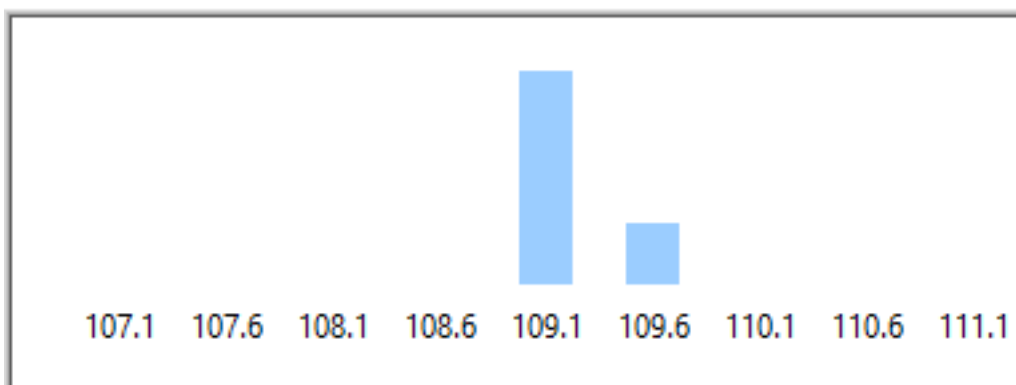


Figure45 Bar Chart 1017.8140Hz

Frequency	LowerLimit	UpperLimit	CP	CPK	Cpl	Cpu
1053.7210	106.6959	111.0787	5.2248	4.7939	5.6558	4.7939

Distribution Chart 2

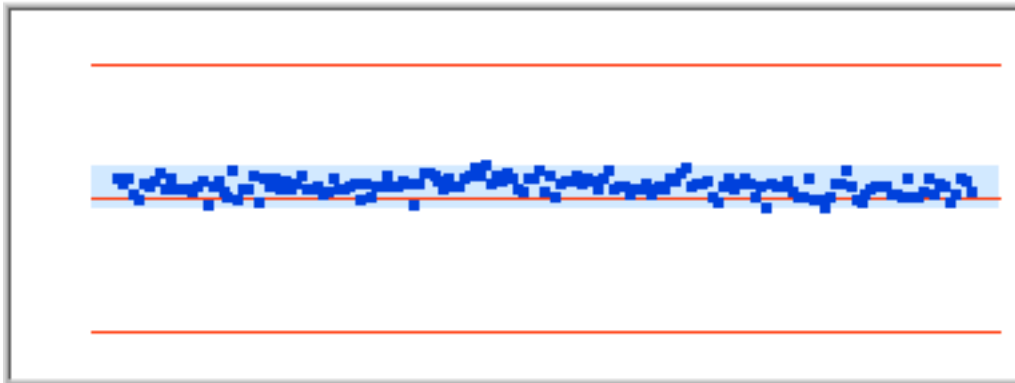


Figure46 Distribution 1053.7210Hz

Bar Chart 2

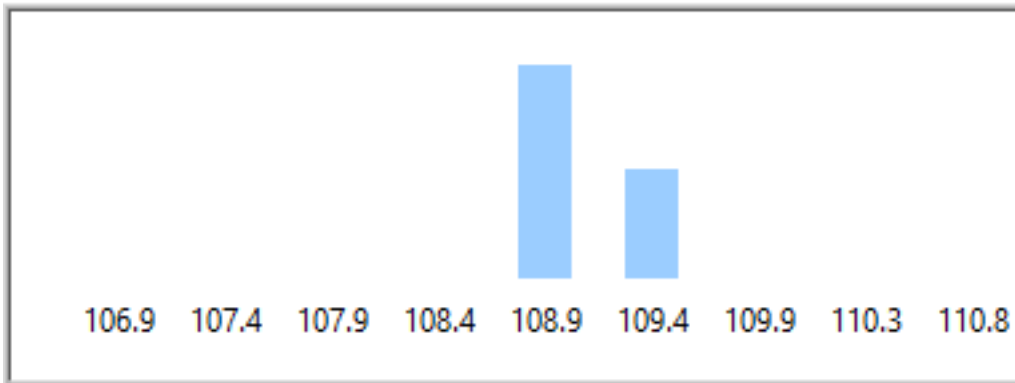


Figure47 Bar Chart 1053.7210Hz

Frequency	LowerLimit	UpperLimit	CP	CPK	Cpl	Cpu
1090.7710	106.4863	110.7916	4.8855	4.4577	5.3134	4.4577

Distribution Chart 2

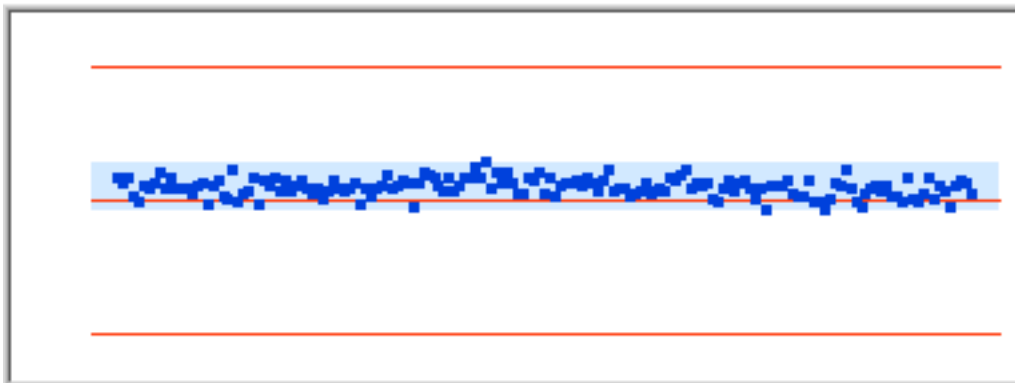


Figure48 Distribution 1090.7710Hz

Bar Chart 2

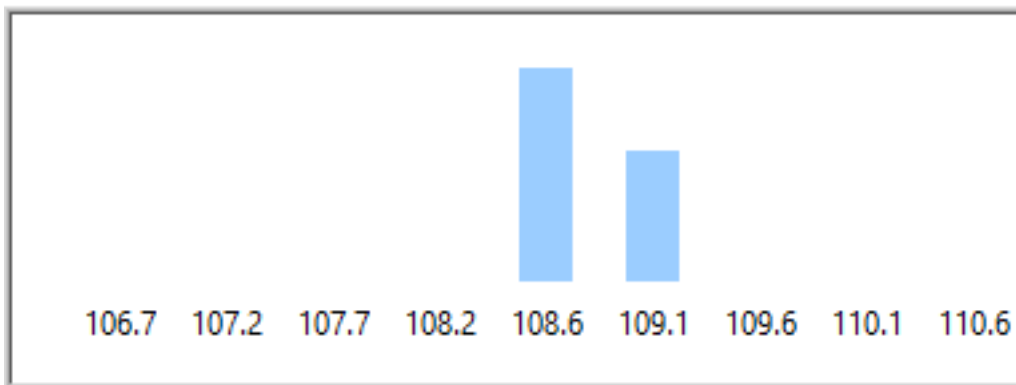


Figure49 Bar Chart 1090.7710Hz

Frequency	LowerLimit	UpperLimit	CP	CPK	Cpl	Cpu
1129.2520	106.2565	110.4841	4.8952	4.4736	5.3168	4.4736

Distribution Chart 2

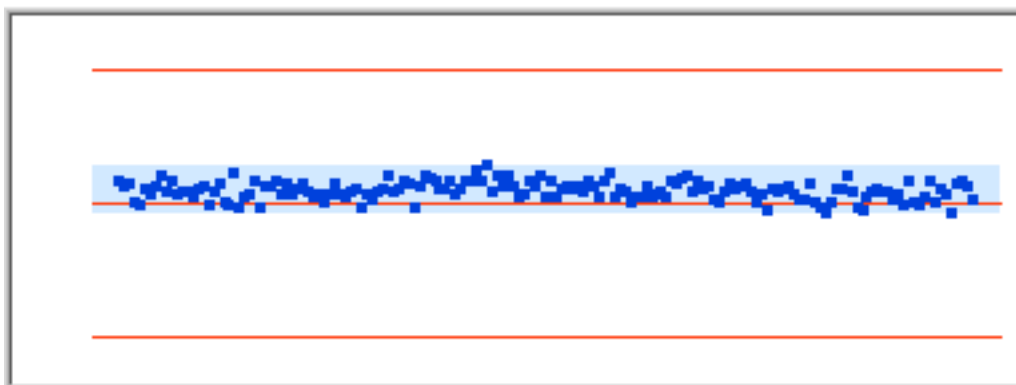


Figure50 Distribution 1129.2520Hz

Bar Chart 2

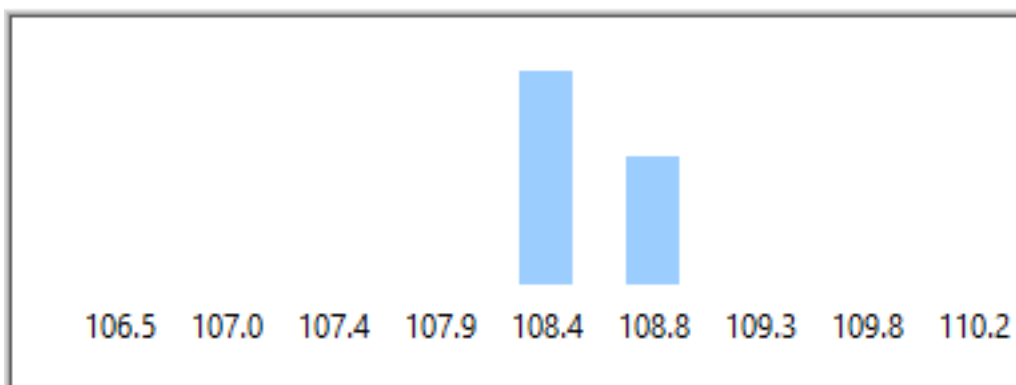


Figure51 Bar Chart 1129.2520Hz

Frequency	LowerLimit	UpperLimit	CP	CPK	Cpl	Cpu
1168.9570	106.0186	110.1688	5.1300	4.7130	5.5471	4.7130

Distribution Chart 2

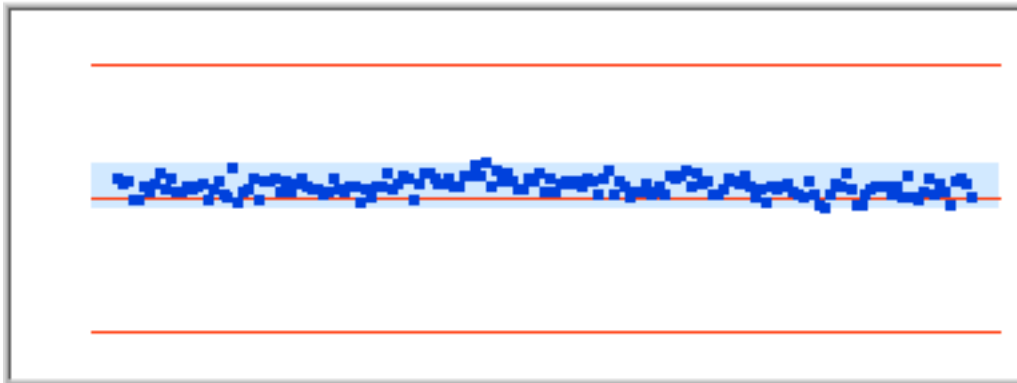


Figure52 Distribution 1168.9570Hz

Bar Chart 2

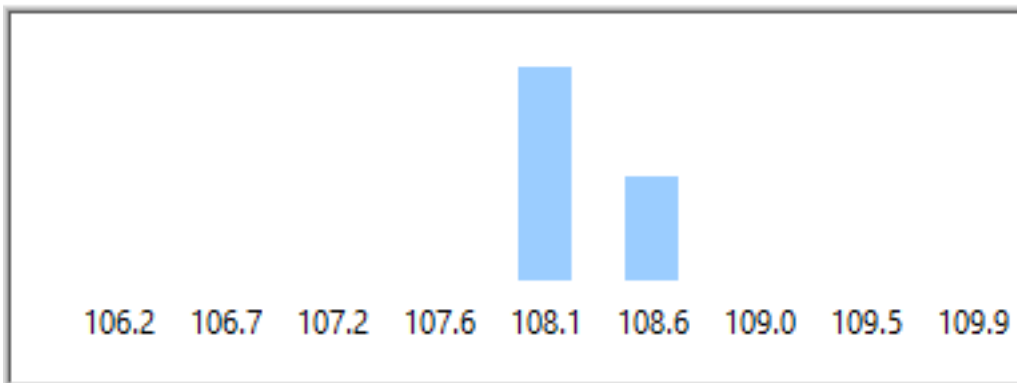


Figure53 Bar Chart 1168.9570Hz

Frequency	LowerLimit	UpperLimit	CP	CPK	Cpl	Cpu
1210.1970	105.8116	109.8841	5.2873	4.8818	5.6929	4.8818

Distribution Chart 2

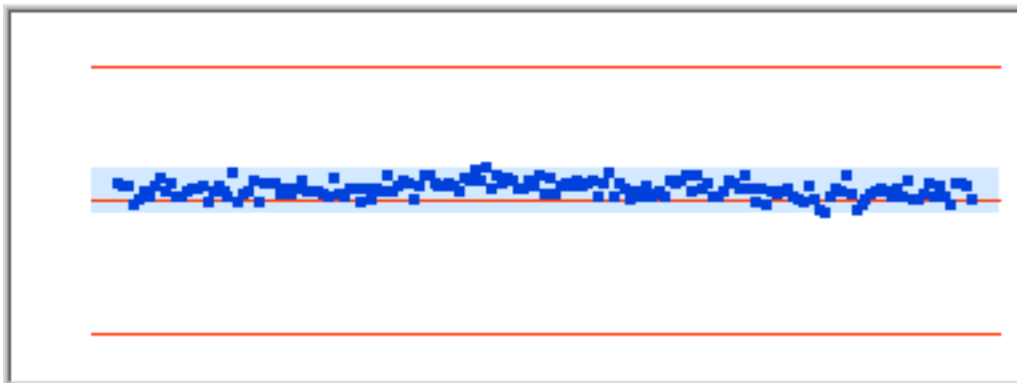


Figure54 Distribution 1210.1970Hz

Bar Chart 2

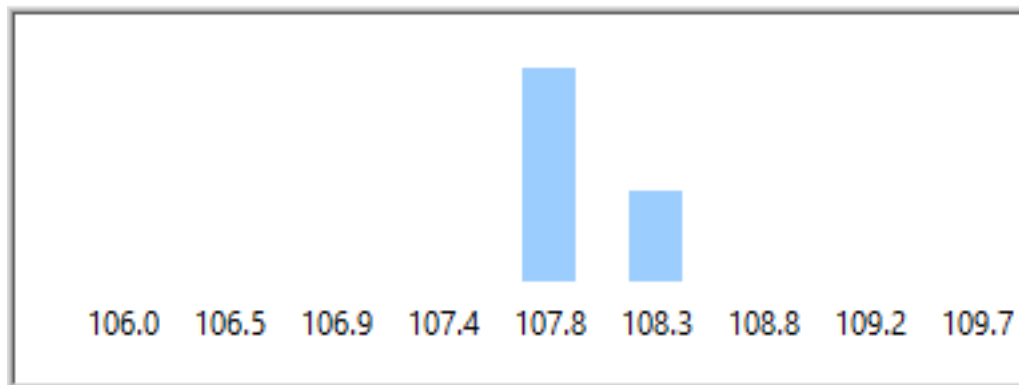


Figure55 Bar Chart 1210.1970Hz

Frequency	LowerLimit	UpperLimit	CP	CPK	Cpl	Cpu
1252.8910	105.6948	109.7046	5.3265	4.9452	5.7078	4.9452

Distribution Chart 2

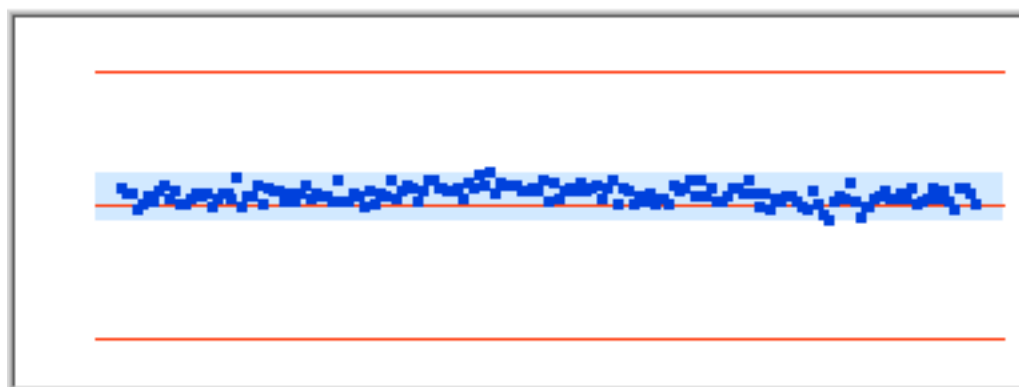


Figure56 Distribution 1252.8910Hz

Bar Chart 2

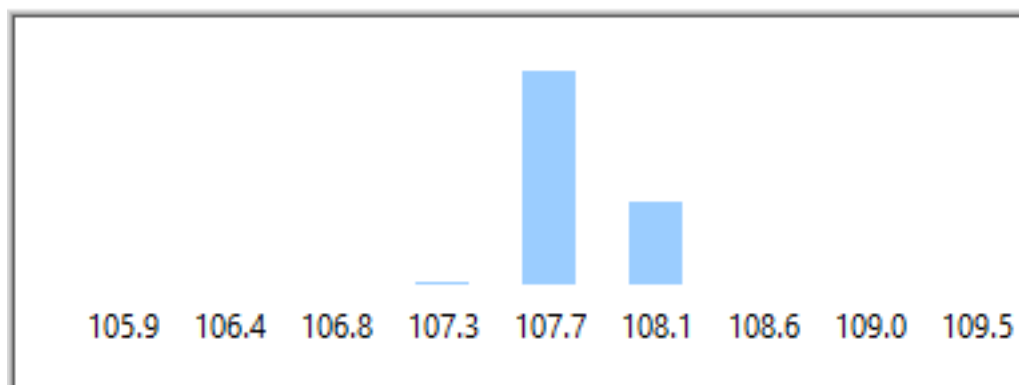


Figure57 Bar Chart 1252.8910Hz

Frequency	LowerLimit	UpperLimit	CP	CPK	Cpl	Cpu
1296.9440	105.6117	109.7686	5.5762	5.2299	5.9225	5.2299

Distribution Chart 2

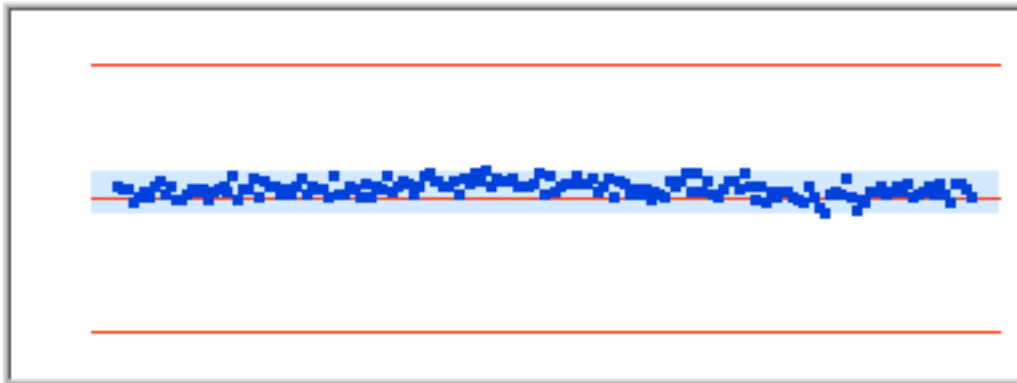


Figure58 Distribution 1296.9440Hz

Bar Chart 2

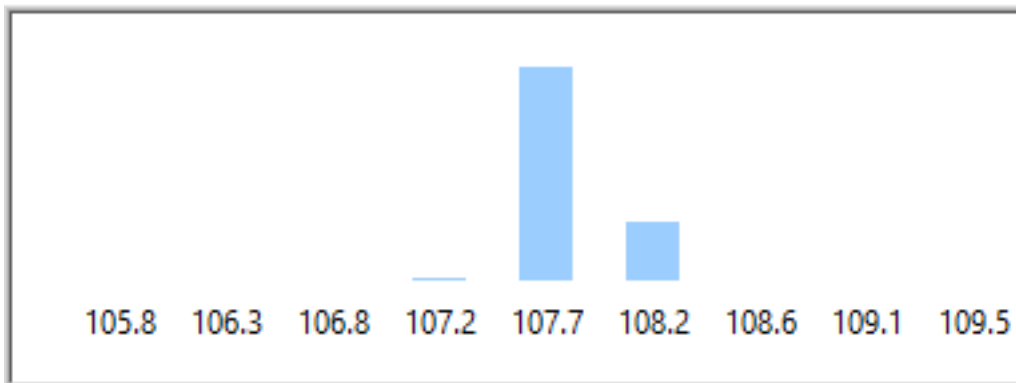


Figure59 Bar Chart 1296.9440Hz

Frequency	LowerLimit	UpperLimit	CP	CPK	Cpl	Cpu
1342.6980	105.6518	109.9562	5.7692	5.4548	6.0837	5.4548

Distribution Chart 2

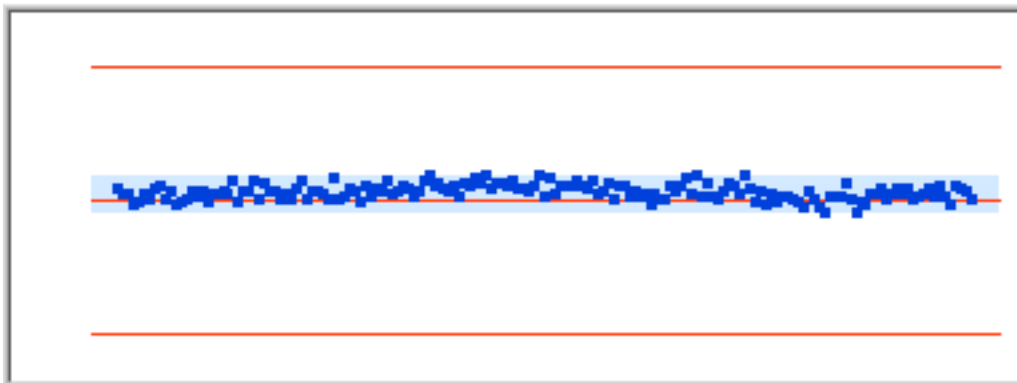


Figure60 Distribution 1342.6980Hz

Bar Chart 2

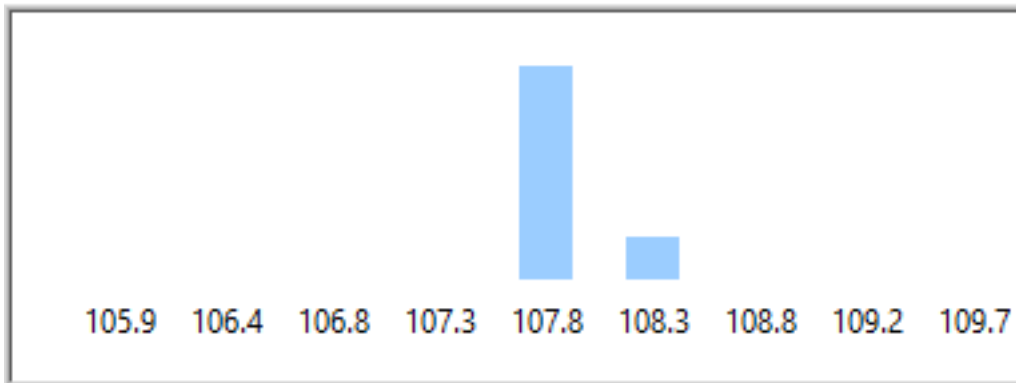


Figure61 Bar Chart 1342.6980Hz

Frequency	LowerLimit	UpperLimit	CP	CPK	Cpl	Cpu
1390.0670	105.7596	110.2115	5.9314	5.6410	6.2218	5.6410

Distribution Chart 2

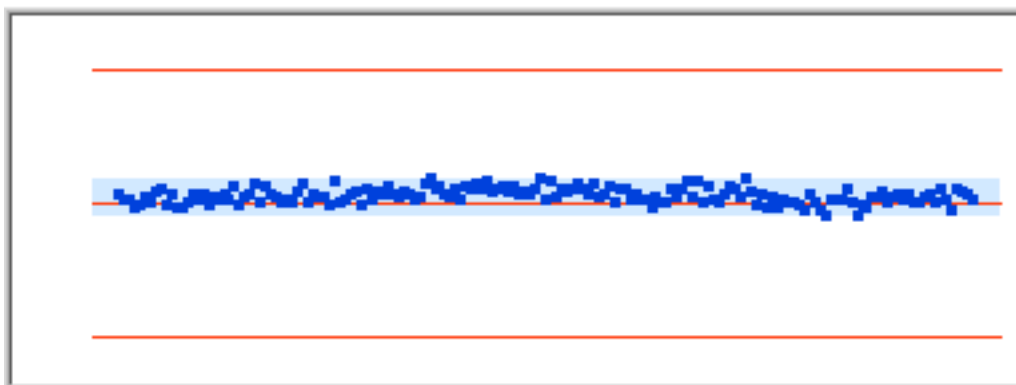


Figure62 Distribution 1390.0670Hz

Bar Chart 2

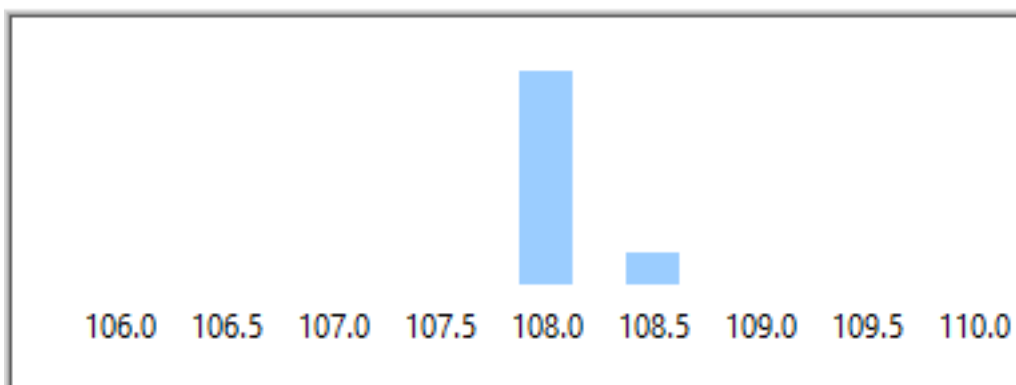


Figure63 Bar Chart 1390.0670Hz

Frequency	LowerLimit	UpperLimit	CP	CPK	Cpl	Cpu
1438.9430	105.8569	110.4559	6.0899	5.8141	6.3657	5.8141

Distribution Chart 2

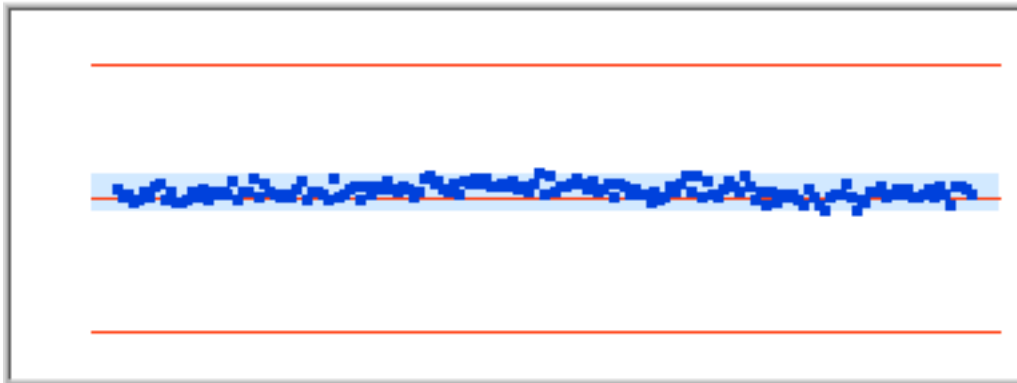


Figure64 Distribution 1438.9430Hz

Bar Chart 2

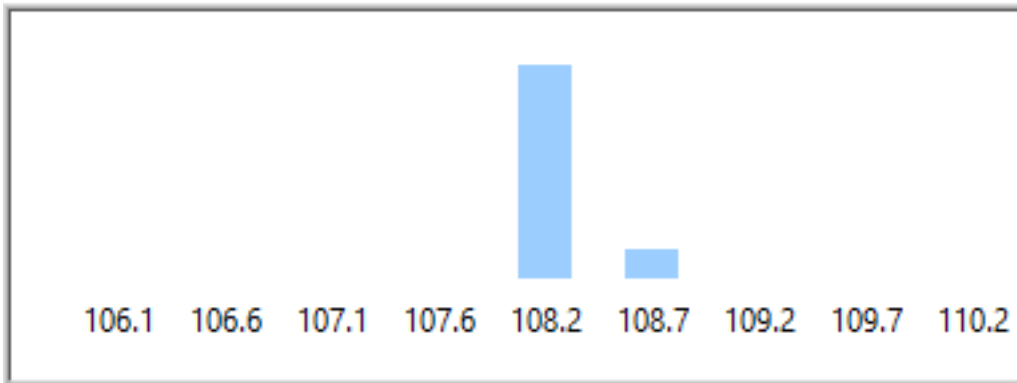


Figure65 Bar Chart 1438.9430Hz

Frequency	LowerLimit	UpperLimit	CP	CPK	Cpl	Cpu
1489.7080	105.8820	110.6285	6.2562	5.9848	6.5275	5.9848

Distribution Chart 2

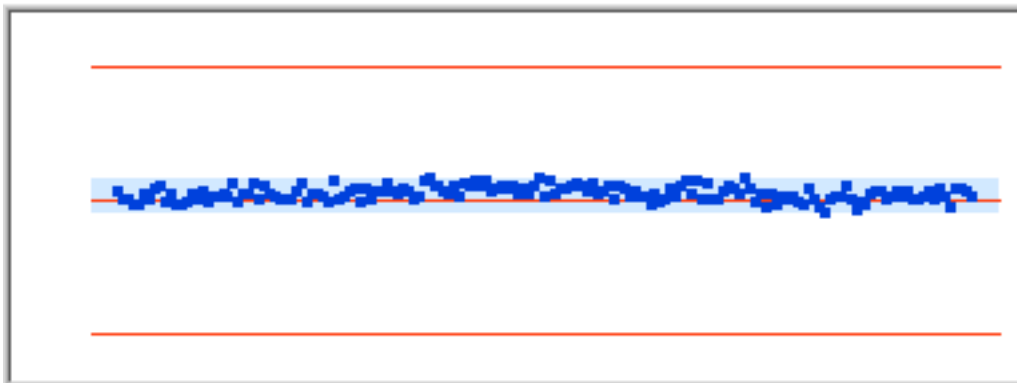


Figure66 Distribution 1489.7080Hz

Bar Chart 2

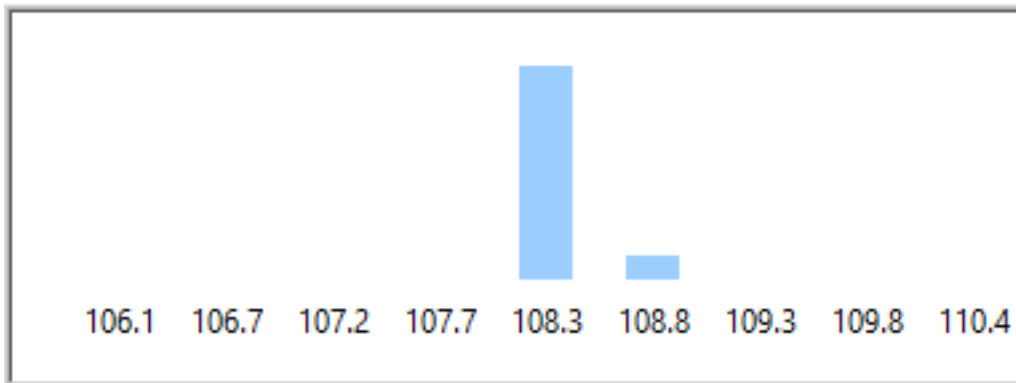


Figure67 Bar Chart 1489.7080Hz

Frequency	LowerLimit	UpperLimit	CP	CPK	Cpl	Cpu
1542.2630	105.8257	110.7198	6.4334	6.1510	6.7158	6.1510

Distribution Chart 2

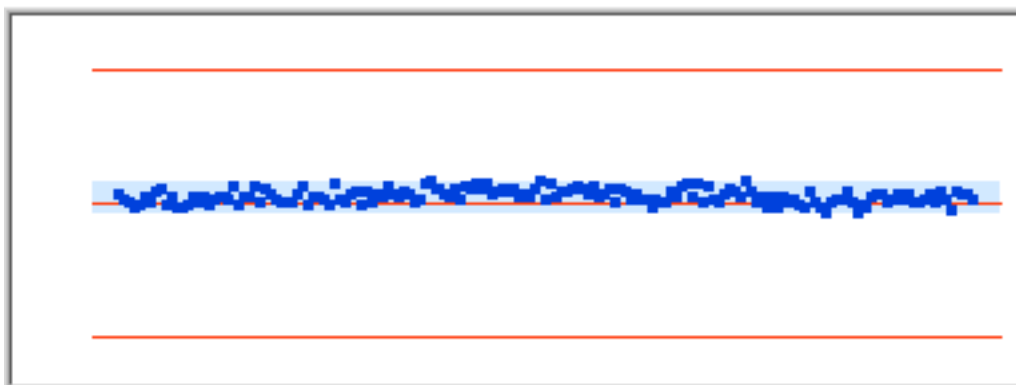


Figure68 Distribution 1542.2630Hz

Bar Chart 2

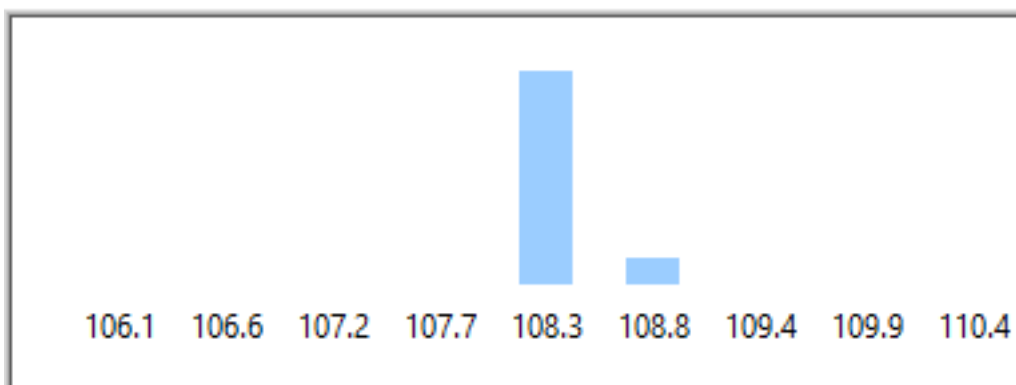


Figure69 Bar Chart 1542.2630Hz

Frequency	LowerLimit	UpperLimit	CP	CPK	Cpl	Cpu
1596.4900	105.7394	110.7805	6.6017	6.3023	6.9011	6.3023

Distribution Chart 2

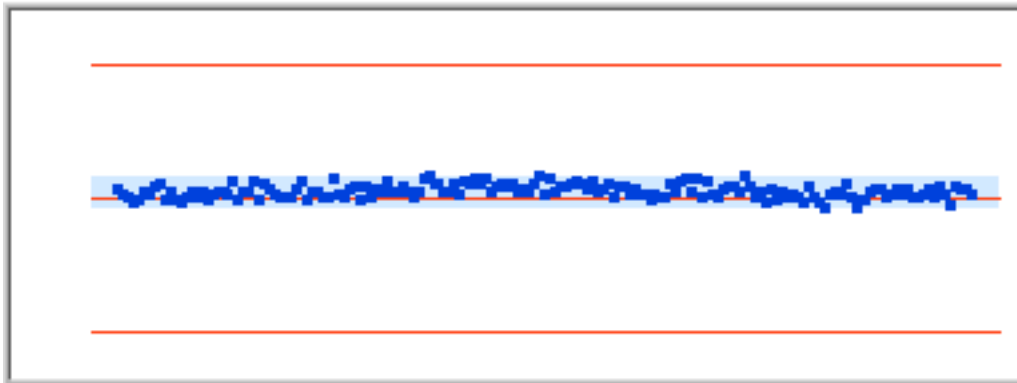


Figure70 Distribution 1596.4900Hz

Bar Chart 2

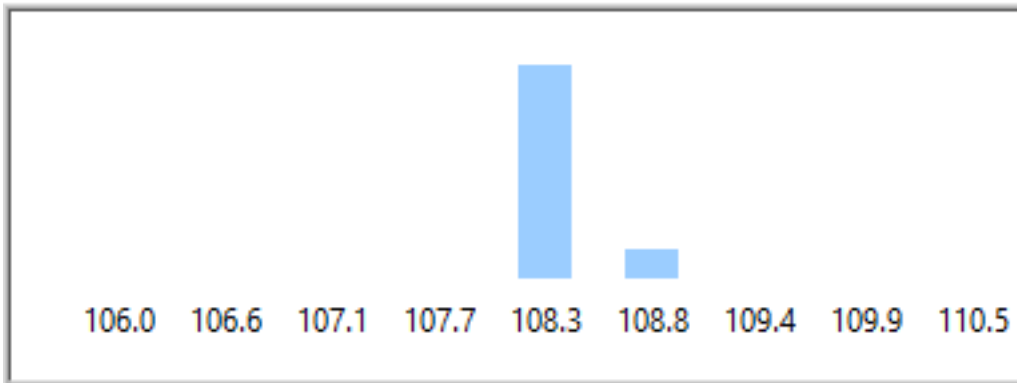


Figure71 Bar Chart 1596.4900Hz

Frequency	LowerLimit	UpperLimit	CP	CPK	Cpl	Cpu
1652.8120	105.7055	110.8941	6.7521	6.4504	7.0538	6.4504

Distribution Chart 2

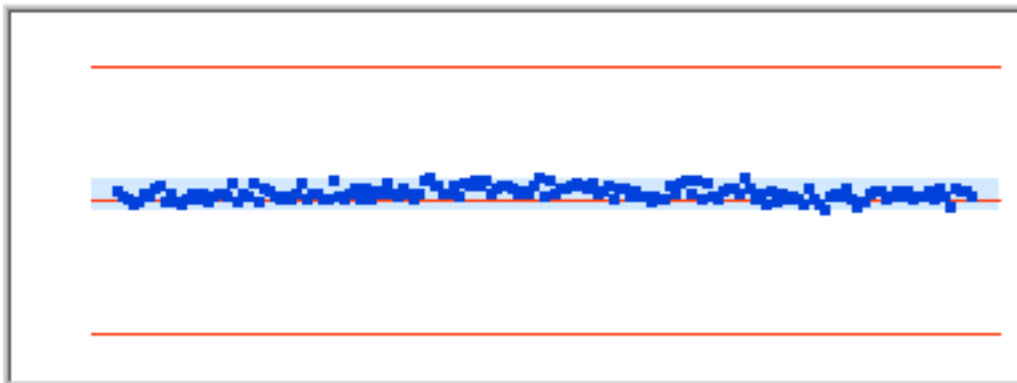


Figure72 Distribution 1652.8120Hz

Bar Chart 2

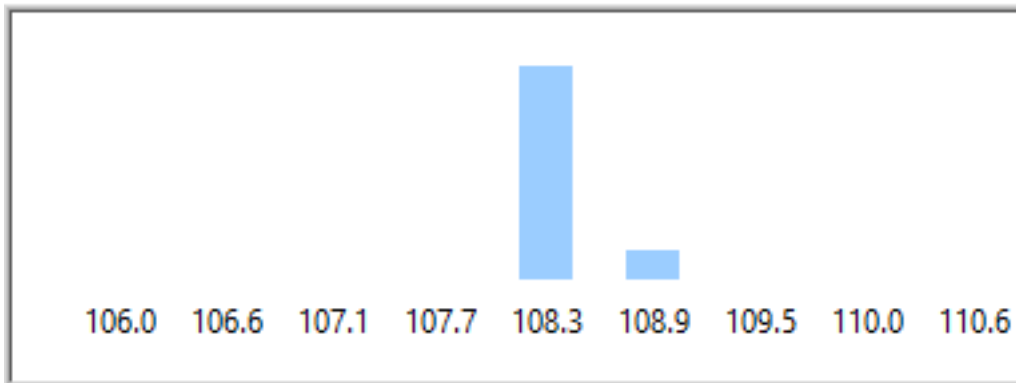


Figure73 Bar Chart 1652.8120Hz

Frequency	LowerLimit	UpperLimit	CP	CPK	Cpl	Cpu
1711.1220	105.7740	111.1102	6.8988	6.6072	7.1904	6.6072

Distribution Chart 2

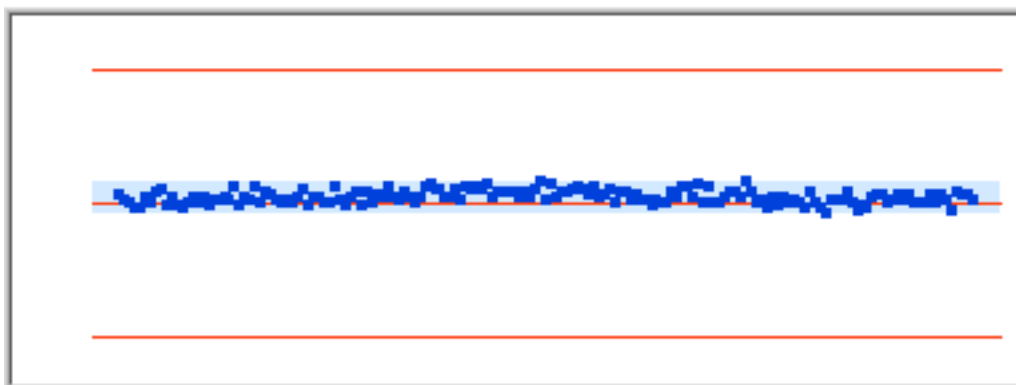


Figure74 Distribution 1711.1220Hz

Bar Chart 2

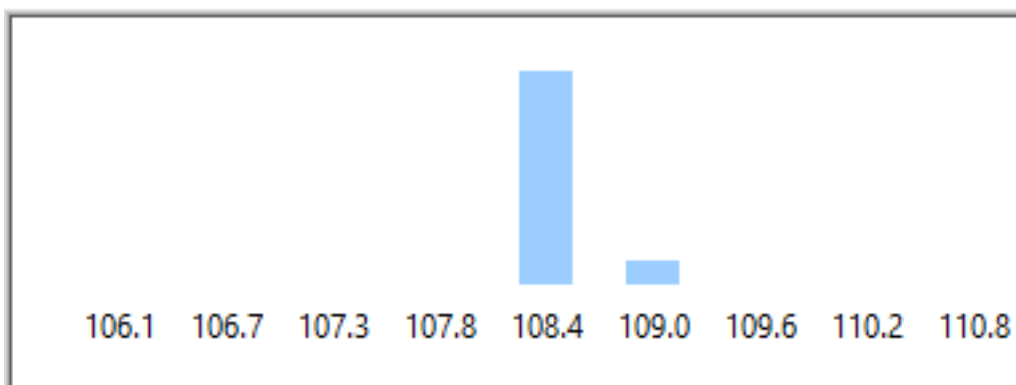


Figure75 Bar Chart 1711.1220Hz

Frequency	LowerLimit	UpperLimit	CP	CPK	Cpl	Cpu
1771.2860	105.9538	111.4370	7.0304	6.7609	7.2999	6.7609

Distribution Chart 2

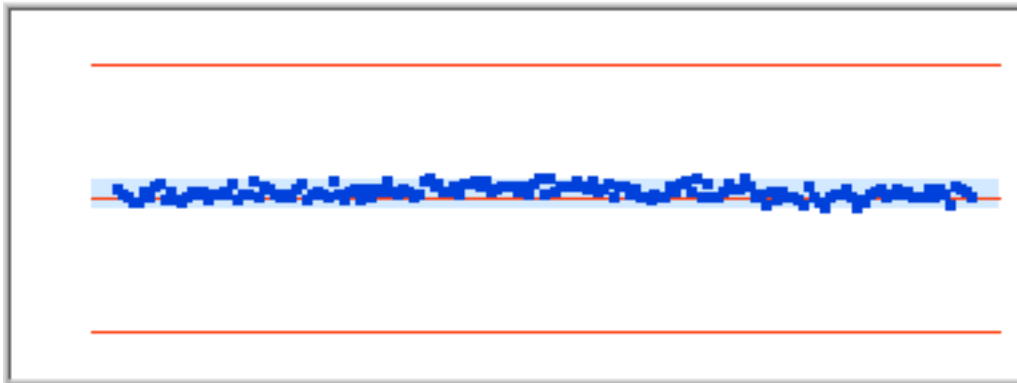


Figure76 Distribution 1771.2860Hz

Bar Chart 2

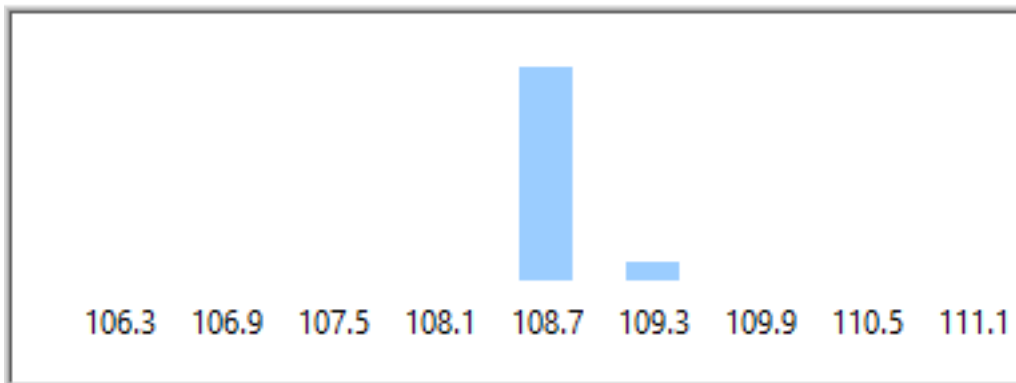


Figure77 Bar Chart 1771.2860Hz

Frequency	LowerLimit	UpperLimit	CP	CPK	Cpl	Cpu
1833.7750	106.2166	111.8474	7.0967	6.8325	7.3609	6.8325

Distribution Chart 2

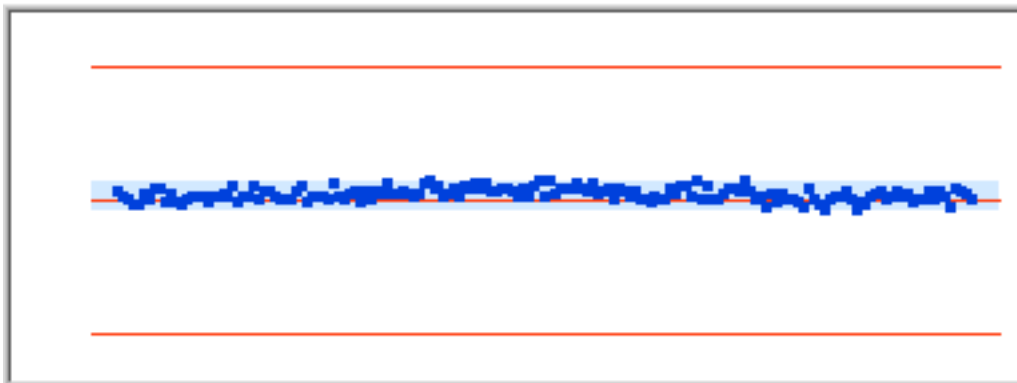


Figure78 Distribution 1833.7750Hz

Bar Chart 2

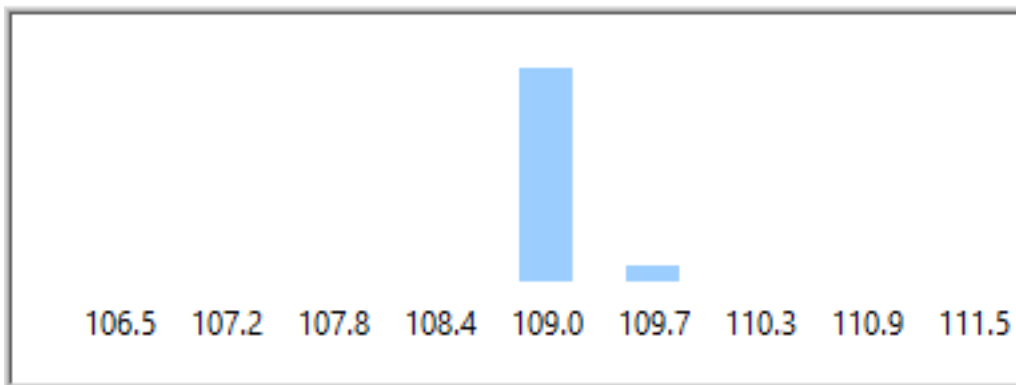


Figure79 Bar Chart 1833.7750Hz

Frequency	LowerLimit	UpperLimit	CP	CPK	Cpl	Cpu
1898.2520	106.5820	112.3598	7.1356	6.8625	7.4087	6.8625

Distribution Chart 2

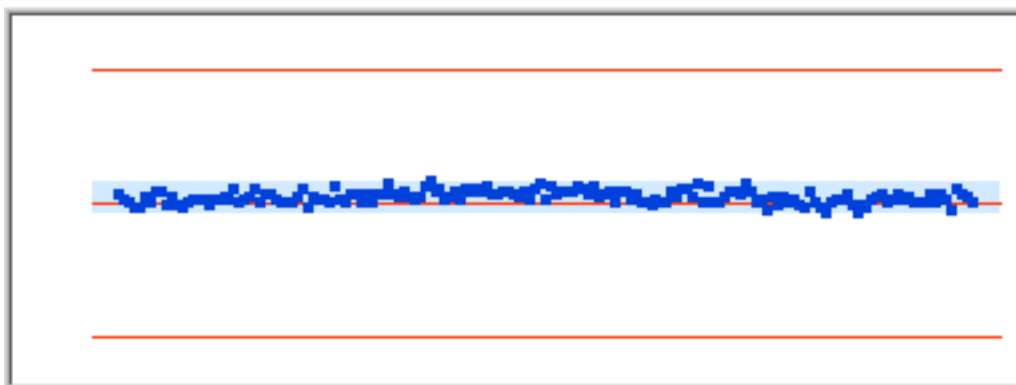


Figure80 Distribution 1898.2520Hz

Bar Chart 2

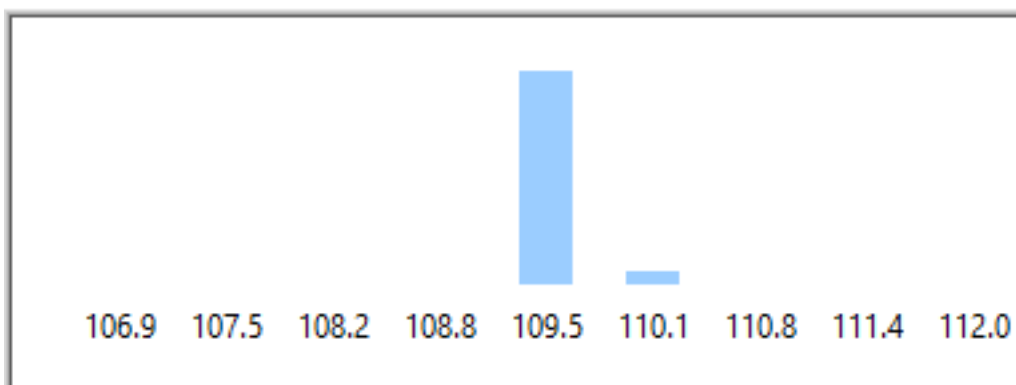


Figure81 Bar Chart 1898.2520Hz

Frequency	LowerLimit	UpperLimit	CP	CPK	Cpl	Cpu
1965.2200	107.1140	113.0393	7.1014	6.8139	7.3889	6.8139

Distribution Chart 2

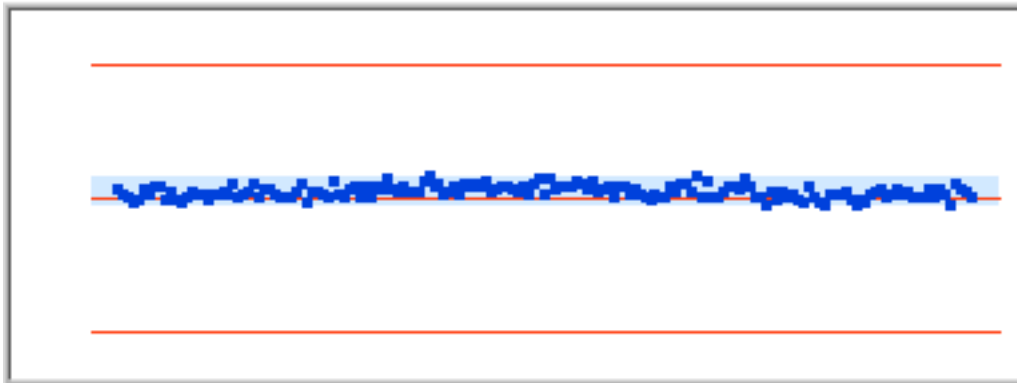


Figure82 Distribution 1965.2200Hz

Bar Chart 2

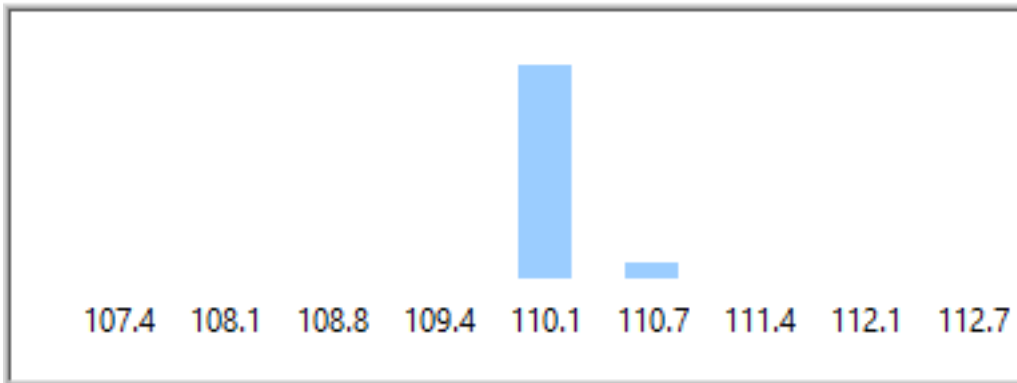


Figure83 Bar Chart 1965.2200Hz

Frequency	LowerLimit	UpperLimit	CP	CPK	Cpl	Cpu
2034.5510	107.9060	113.9060	6.9551	6.6517	7.2584	6.6517

Distribution Chart 2

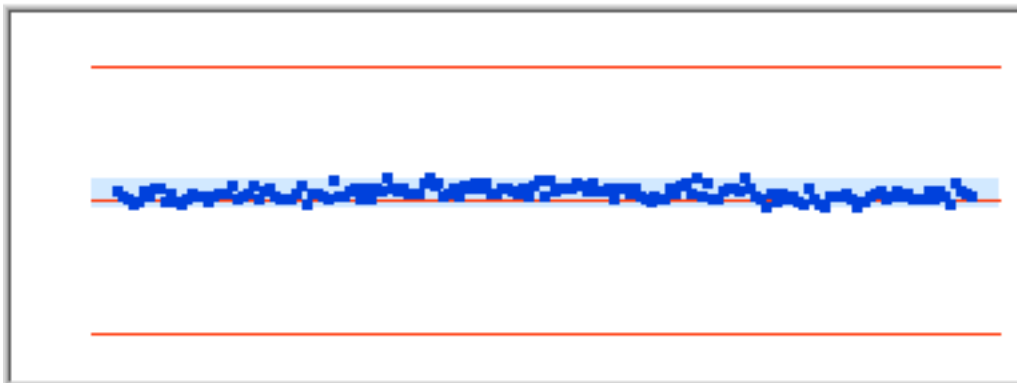


Figure84 Distribution 2034.5510Hz

Bar Chart 2

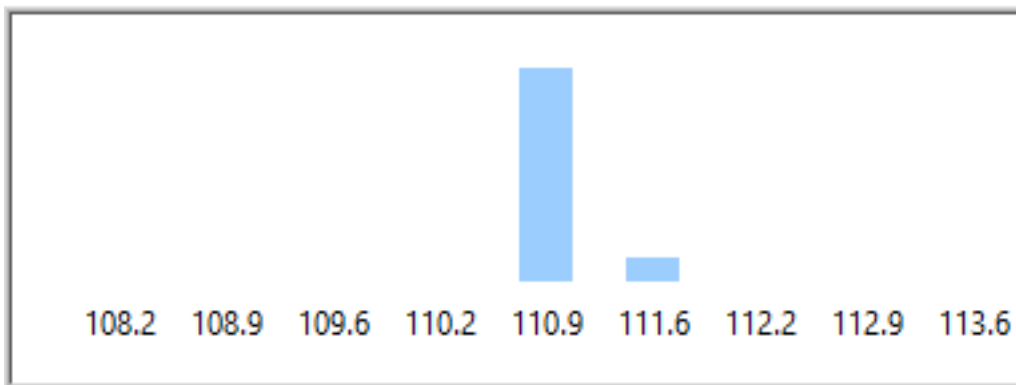


Figure85 Bar Chart 2034.5510Hz

Frequency	LowerLimit	UpperLimit	CP	CPK	Cpl	Cpu
2106.0870	108.8945	114.8945	6.6847	6.3669	7.0025	6.3669

Distribution Chart 2

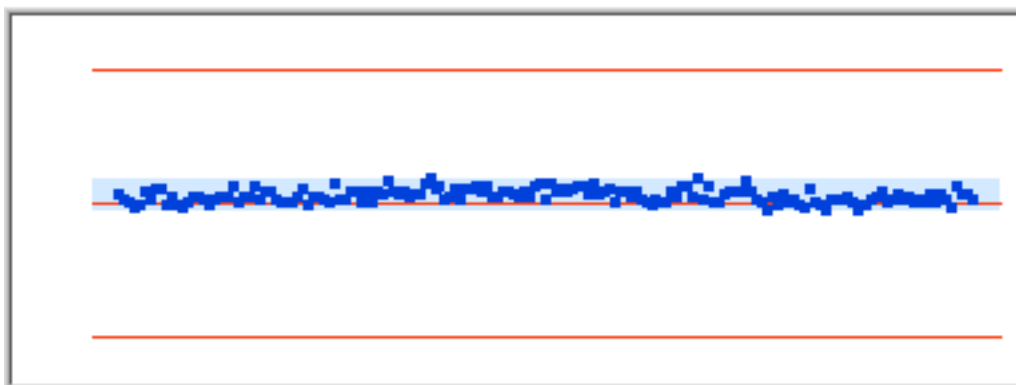


Figure86 Distribution 2106.0870Hz

Bar Chart 2

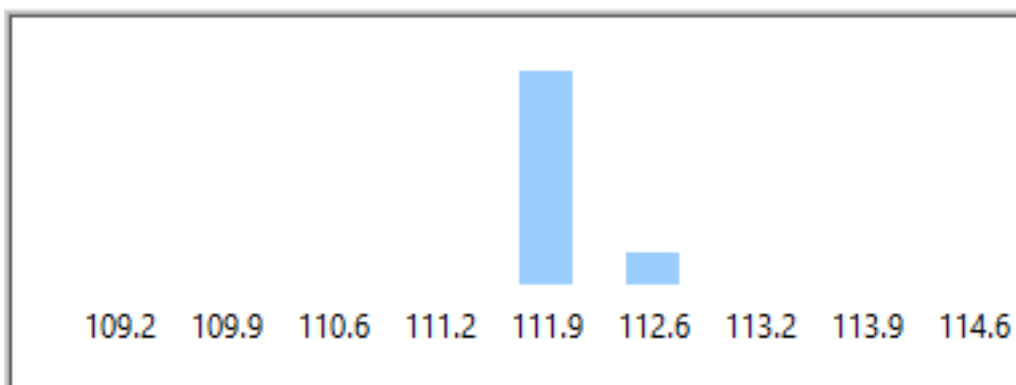


Figure87 Bar Chart 2106.0870Hz

Frequency	LowerLimit	UpperLimit	CP	CPK	Cpl	Cpu
2180.3870	109.8828	115.8828	6.3572	6.0245	6.6899	6.0245

Distribution Chart 2




Figure88 Distribution 2180.3870Hz

Bar Chart 2

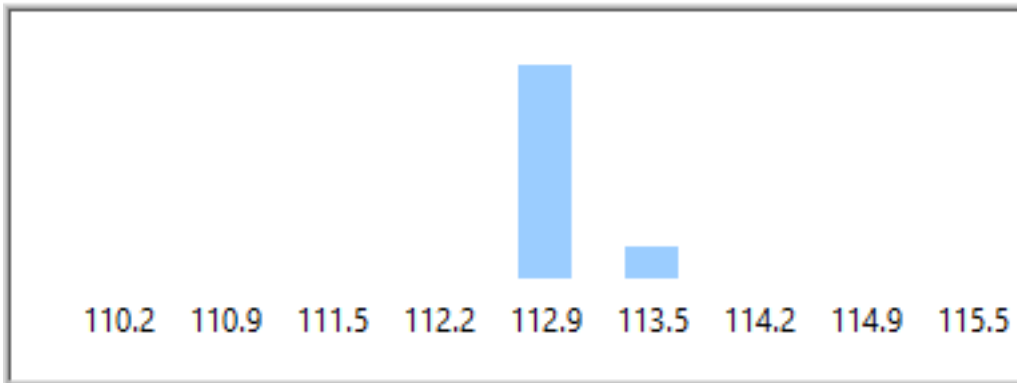


Figure89 Bar Chart 2180.3870Hz

Frequency	LowerLimit	UpperLimit	CP	CPK	Cpl	Cpu
2257.3090	110.8158	116.8158	5.9744	5.6255	6.3233	5.6255

Distribution Chart 2

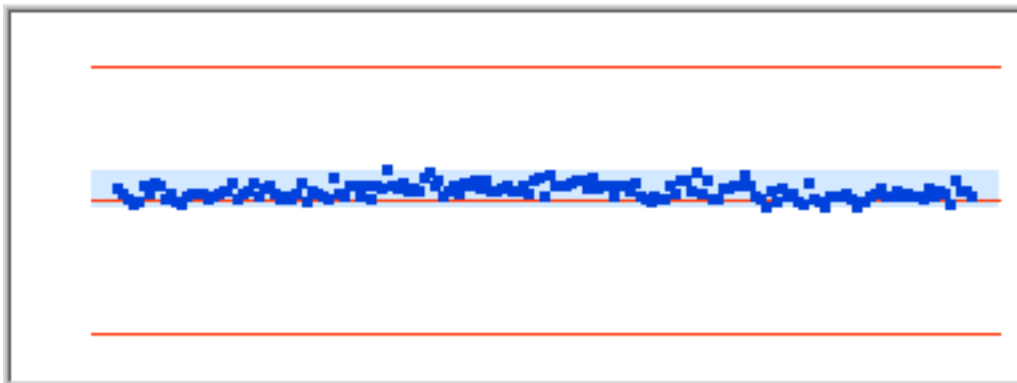


Figure90 Distribution 2257.3090Hz

Bar Chart 2

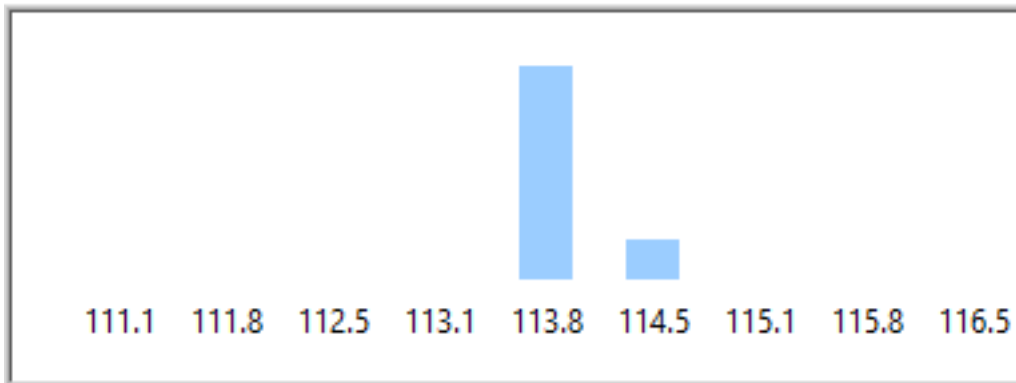


Figure91 Bar Chart 2257.3090Hz

Frequency	LowerLimit	UpperLimit	CP	CPK	Cpl	Cpu
2336.6780	111.8176	117.8176	5.5713	5.2052	5.9374	5.2052

Distribution Chart 2

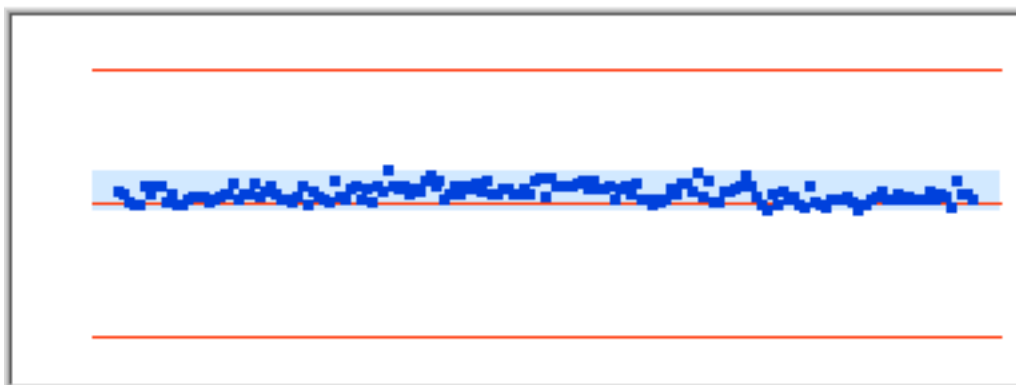


Figure92 Distribution 2336.6780Hz

Bar Chart 2

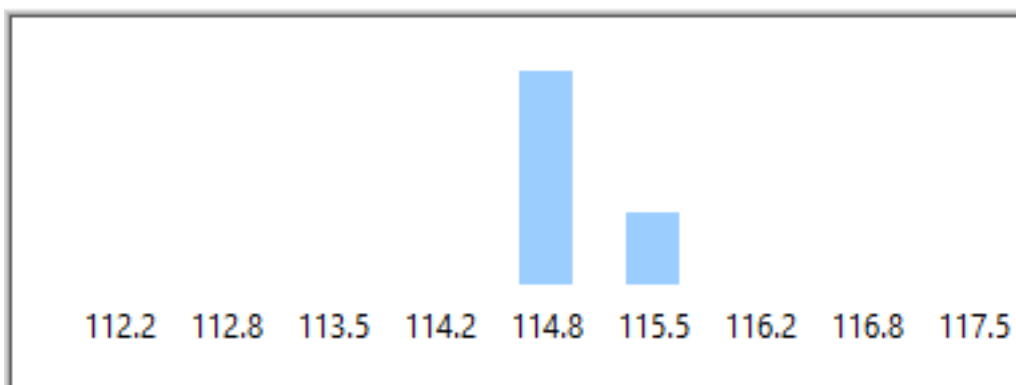


Figure93 Bar Chart 2336.6780Hz

Frequency	LowerLimit	UpperLimit	CP	CPK	Cpl	Cpu
2419.1130	113.1113	119.1113	5.2884	4.9100	5.6669	4.9100

Distribution Chart 2

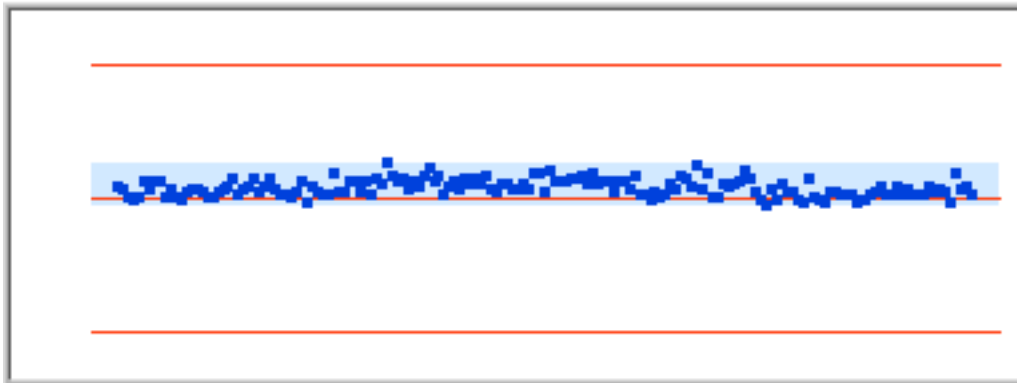


Figure94 Distribution 2419.1130Hz

Bar Chart 2

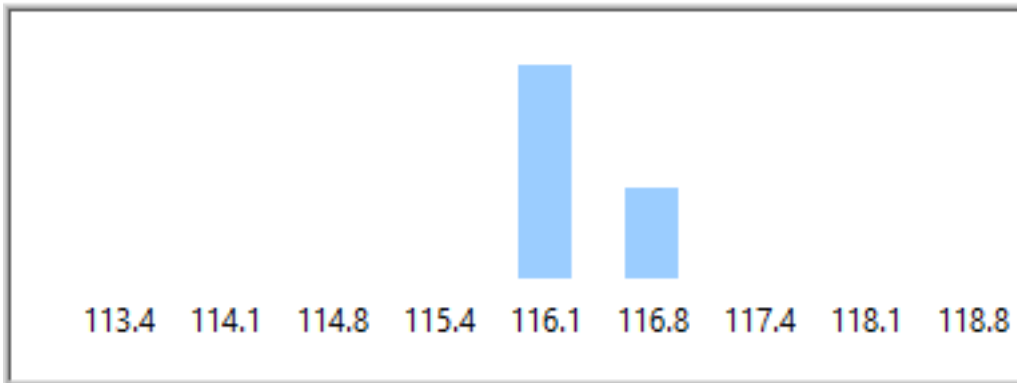


Figure95 Bar Chart 2419.1130Hz

Frequency	LowerLimit	UpperLimit	CP	CPK	Cpl	Cpu
2504.4570	114.6255	120.6255	5.4477	5.0608	5.8347	5.0608

Distribution Chart 2

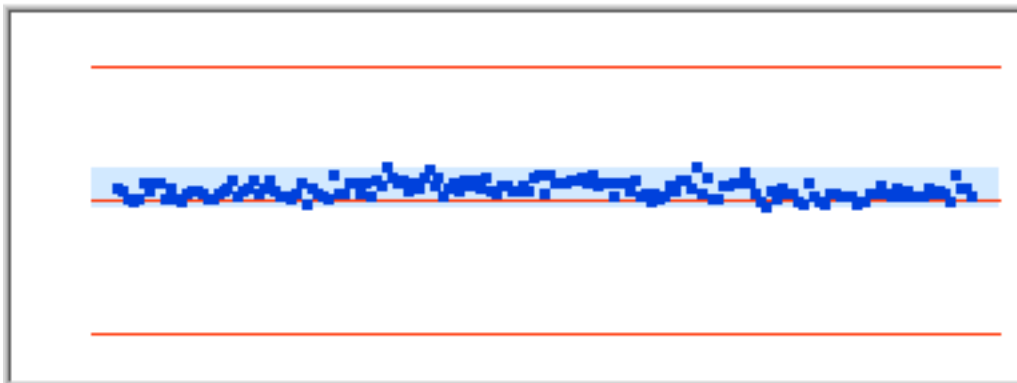


Figure96 Distribution 2504.4570Hz

Bar Chart 2

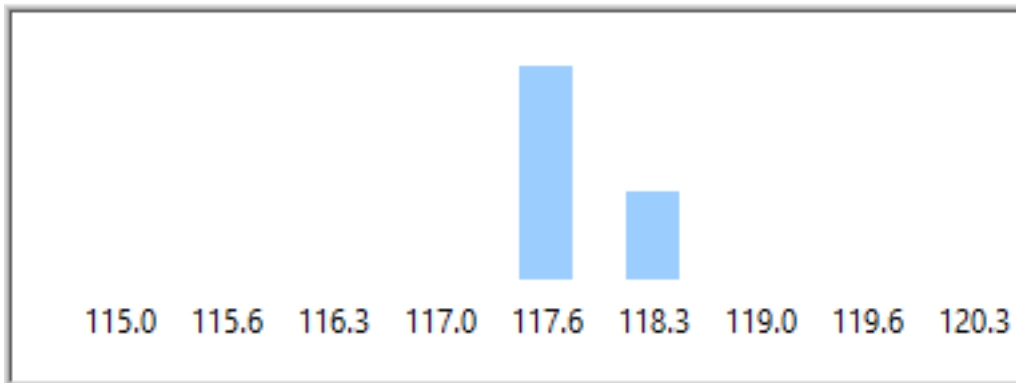


Figure97 Bar Chart 2504.4570Hz

Frequency	LowerLimit	UpperLimit	CP	CPK	Cpl	Cpu
2592.5150	115.8807	121.8807	6.5456	6.1678	6.9235	6.1678

Distribution Chart 2

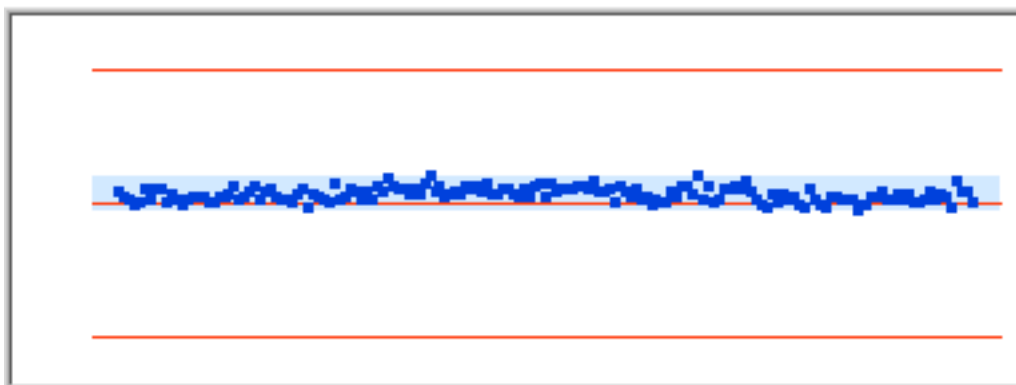


Figure98 Distribution 2592.5150Hz

Bar Chart 2

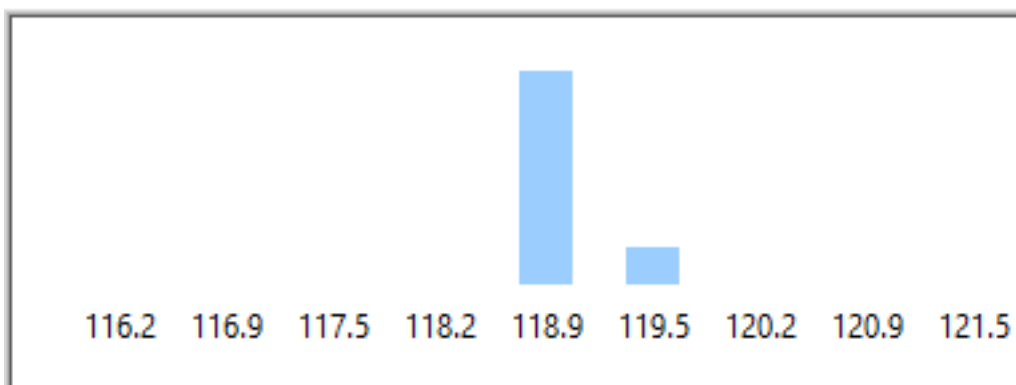


Figure99 Bar Chart 2592.5150Hz

Frequency	LowerLimit	UpperLimit	CP	CPK	Cpl	Cpu
2683.9760	116.3046	122.3046	8.8675	8.5838	9.1511	8.5838

Distribution Chart 2




Figure100 Distribution 2683.9760Hz

Bar Chart 2

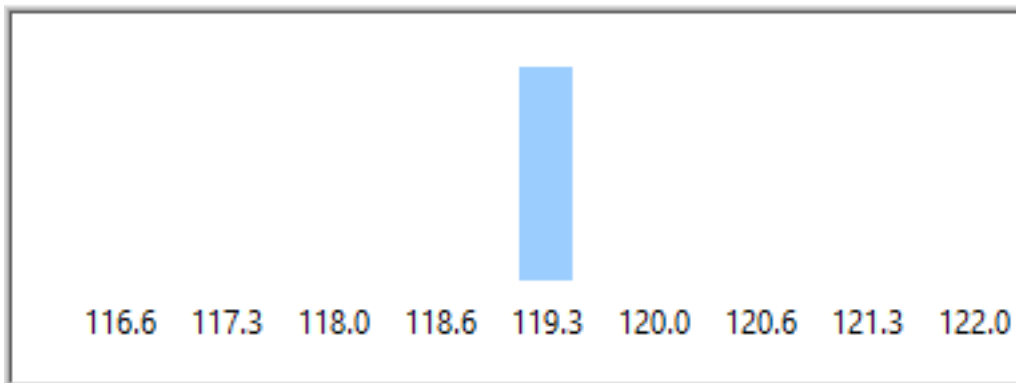


Figure101 Bar Chart 2683.9760Hz

Frequency	LowerLimit	UpperLimit	CP	CPK	Cpl	Cpu
2778.3470	115.6419	121.6419	9.3473	9.3358	9.3588	9.3358

Distribution Chart 2

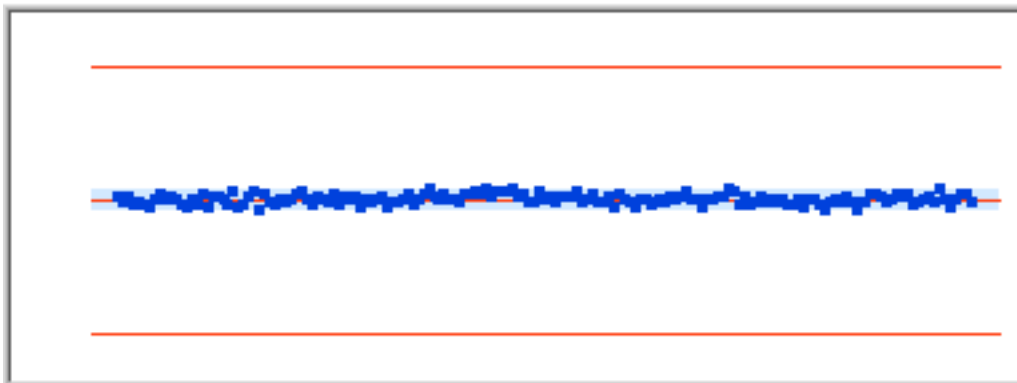


Figure102 Distribution 2778.3470Hz

Bar Chart 2

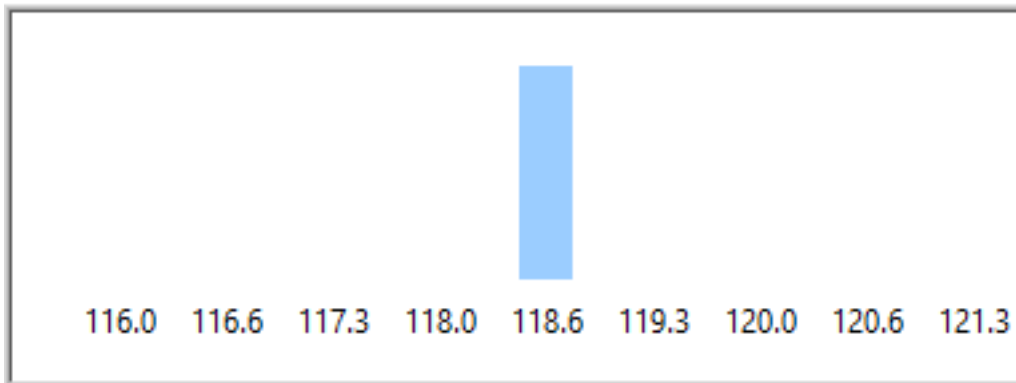


Figure103 Bar Chart 2778.3470Hz

Frequency	LowerLimit	UpperLimit	CP	CPK	Cpl	Cpu
2876.3640	114.0840	120.0840	7.7733	7.5879	7.5879	7.9587

Distribution Chart 2

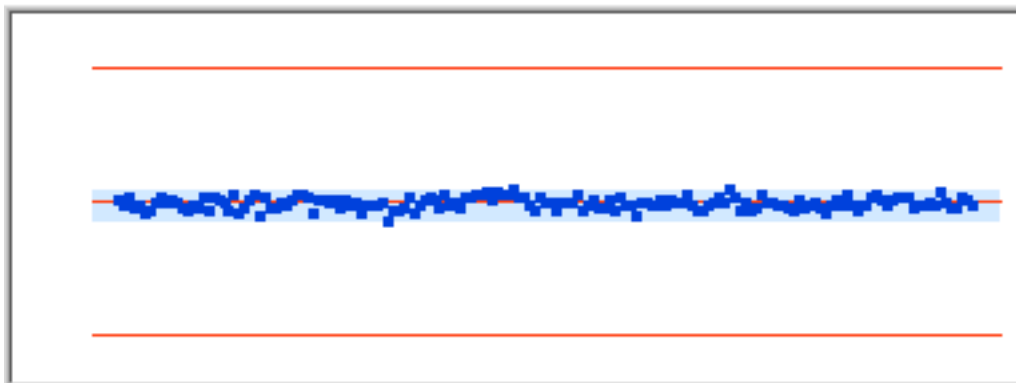


Figure104 Distribution 2876.3640Hz

Bar Chart 2

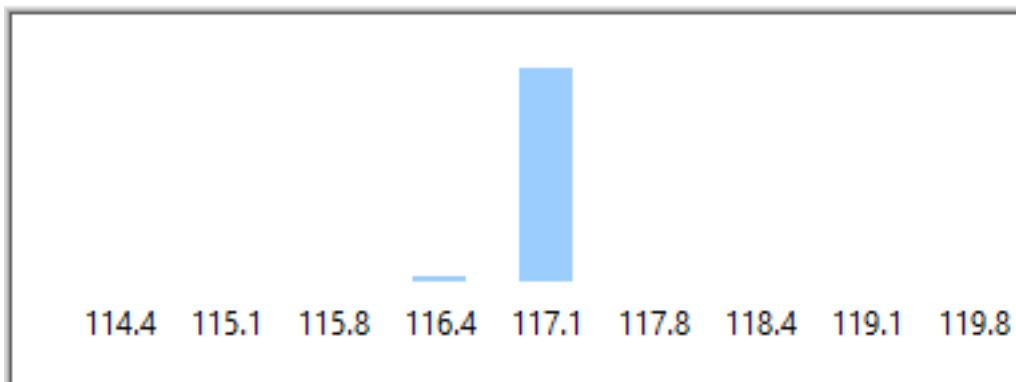


Figure105 Bar Chart 2876.3640Hz

Frequency	LowerLimit	UpperLimit	CP	CPK	Cpl	Cpu
2977.8390	112.0799	118.0799	7.0568	6.7975	6.7975	7.3160

Distribution Chart 2

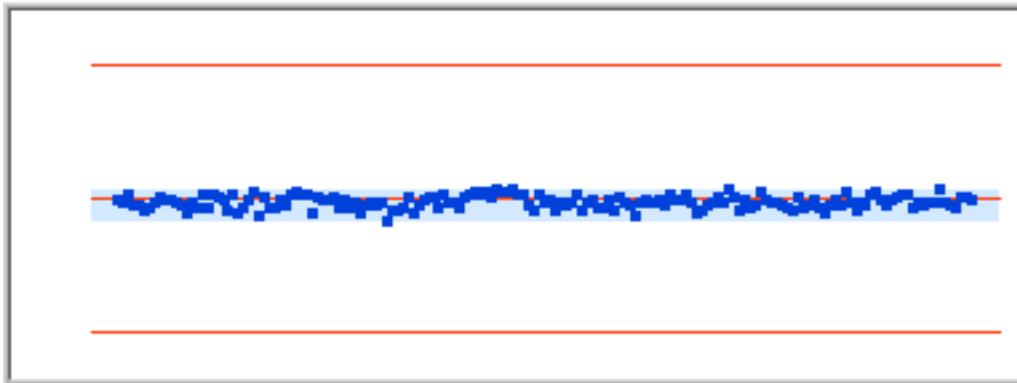


Figure106 Distribution 2977.8390Hz

Bar Chart 2

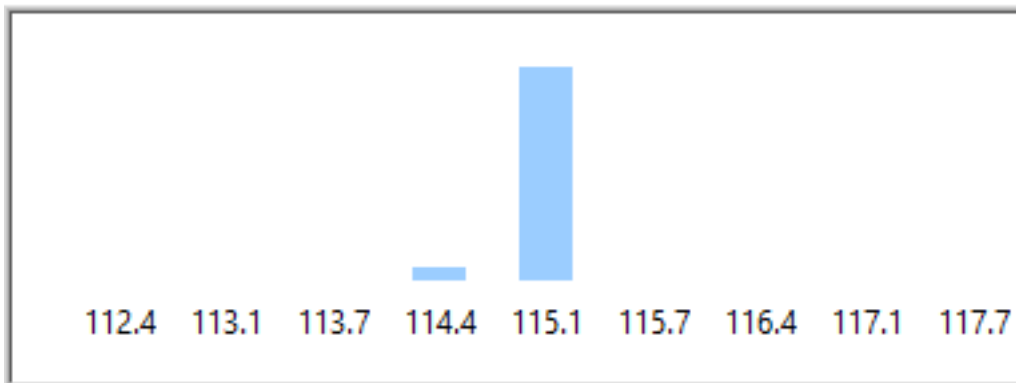


Figure107 Bar Chart 2977.8390Hz

Frequency	LowerLimit	UpperLimit	CP	CPK	Cpl	Cpu
3082.5420	110.0662	116.0662	6.9749	6.6958	6.6958	7.2539

Distribution Chart 2

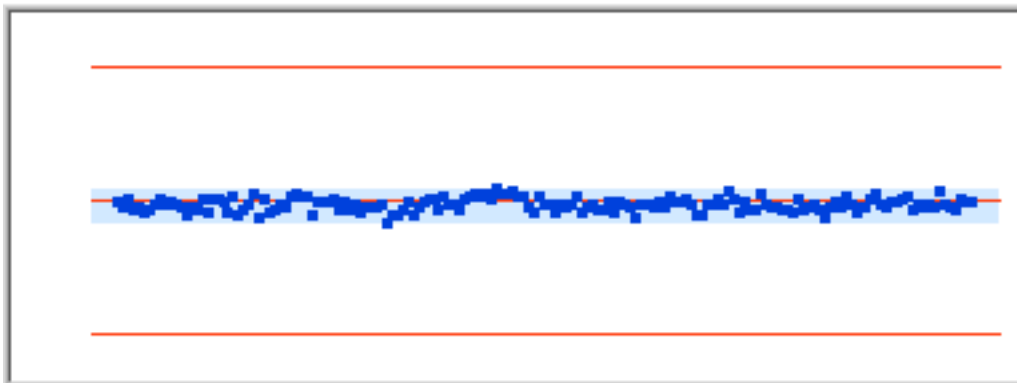


Figure108 Distribution 3082.5420Hz

Bar Chart 2

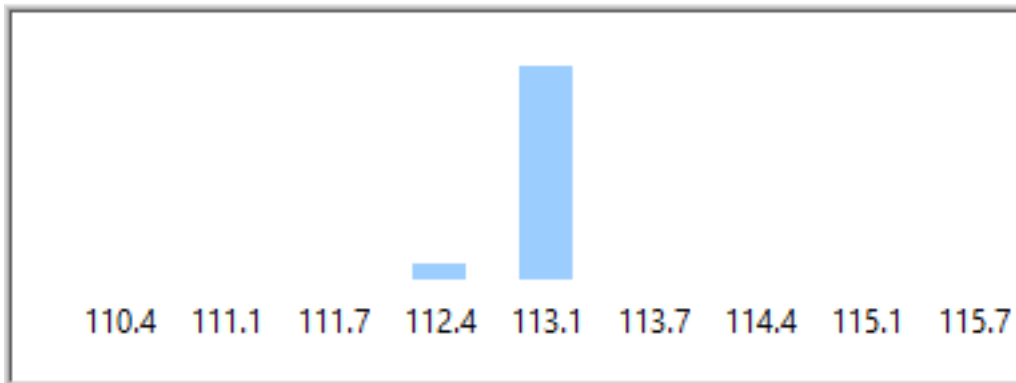


Figure109 Bar Chart 3082.5420Hz

Frequency	LowerLimit	UpperLimit	CP	CPK	Cpl	Cpu
3191.2910	108.2955	114.2955	7.0966	6.8247	6.8247	7.3685

Distribution Chart 2

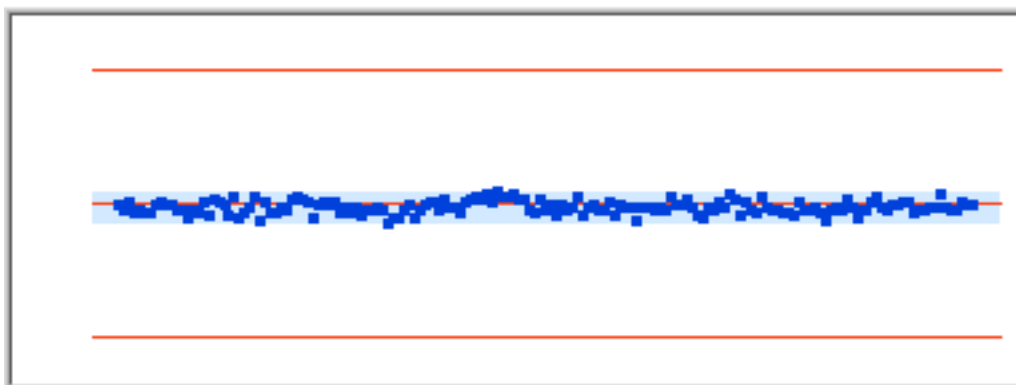


Figure110 Distribution 3191.2910Hz

Bar Chart 2

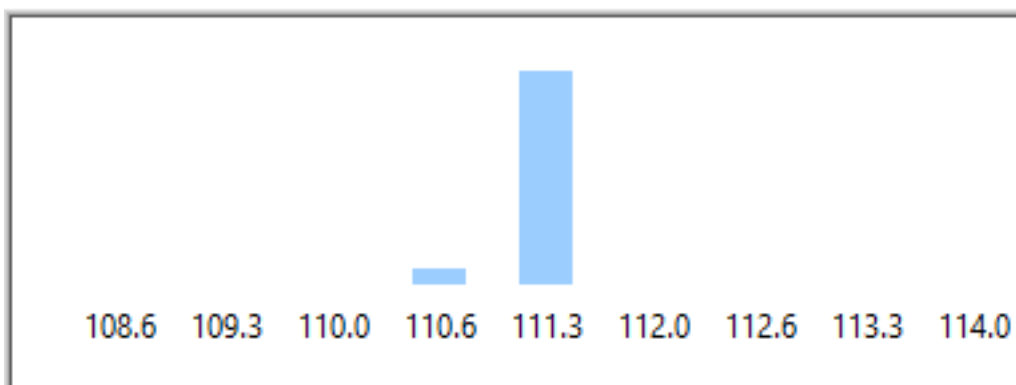


Figure111 Bar Chart 3191.2910Hz

Frequency	LowerLimit	UpperLimit	CP	CPK	Cpl	Cpu
3303.8760	106.7993	112.7993	7.2166	6.9614	6.9614	7.4718

Distribution Chart 2

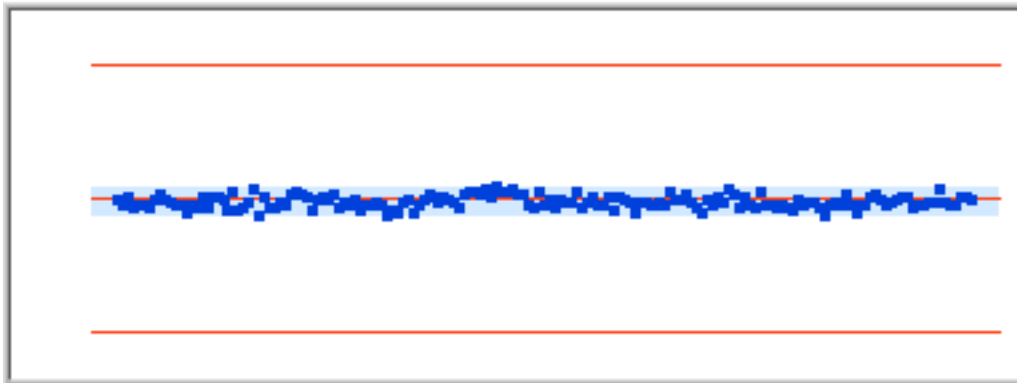


Figure112 Distribution 3303.8760Hz

Bar Chart 2

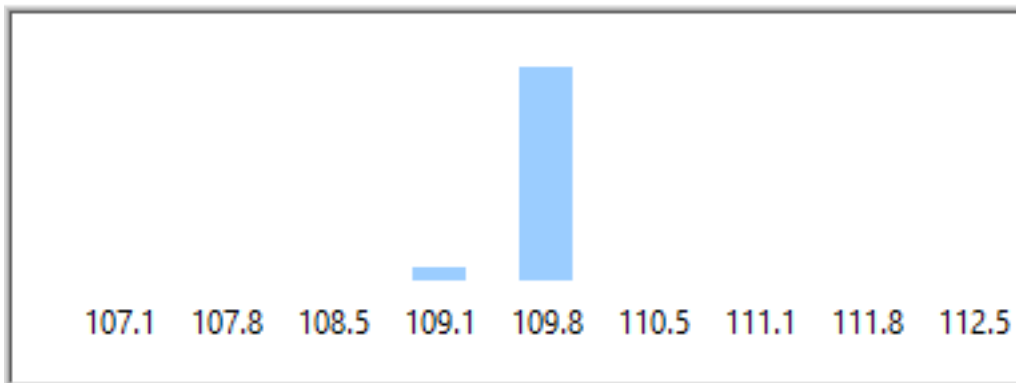


Figure113 Bar Chart 3303.8760Hz

Frequency	LowerLimit	UpperLimit	CP	CPK	Cpl	Cpu
3420.0420	105.4384	111.4384	7.2625	7.0275	7.0275	7.4976

Distribution Chart 2

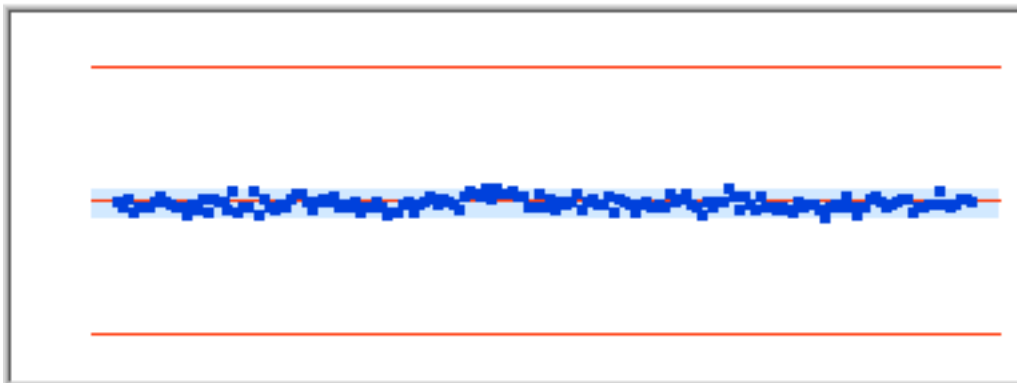


Figure114 Distribution 3420.0420Hz

Bar Chart 2

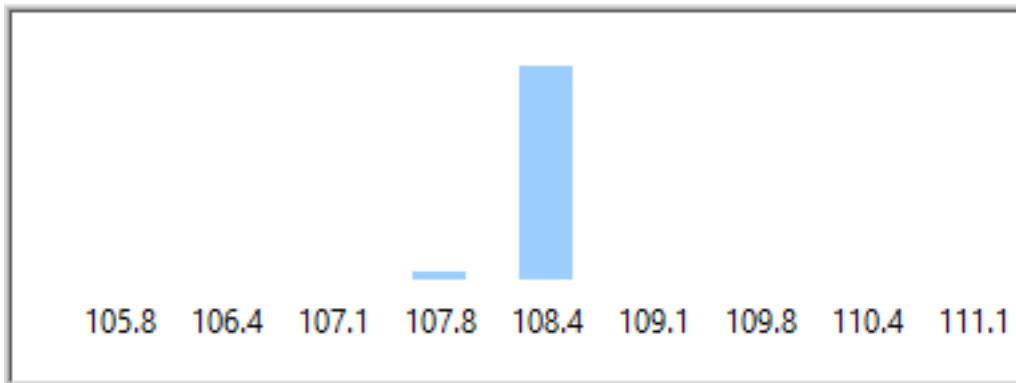


Figure115 Bar Chart 3420.0420Hz

Frequency	LowerLimit	UpperLimit	CP	CPK	Cpl	Cpu
3540.6980	104.2948	110.2300	7.1446	6.9326	6.9326	7.3566

Distribution Chart 2

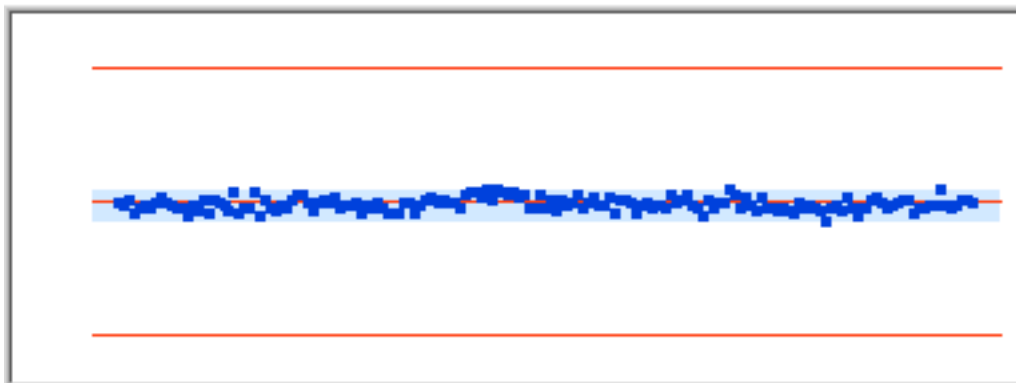


Figure116 Distribution 3540.6980Hz

Bar Chart 2

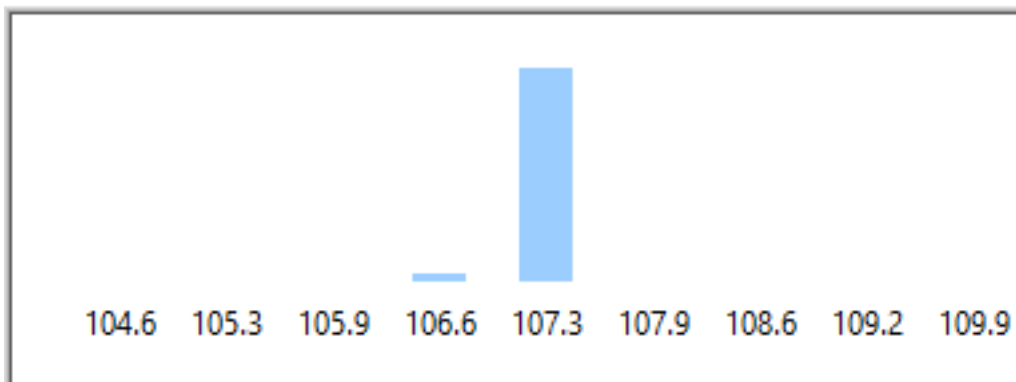


Figure117 Bar Chart 3540.6980Hz

Frequency	LowerLimit	UpperLimit	CP	CPK	Cpl	Cpu
3665.6090	103.5828	109.3236	6.8178	6.6216	6.6216	7.0140

Distribution Chart 2

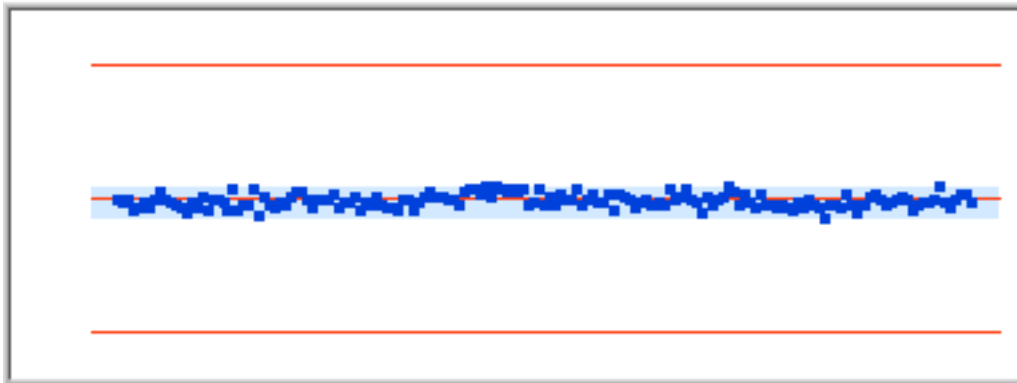


Figure118 Distribution 3665.6090Hz

Bar Chart 2

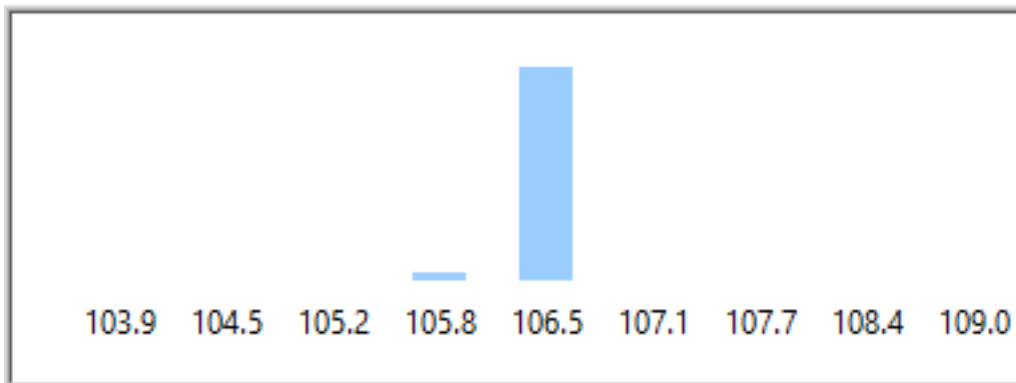


Figure119 Bar Chart 3665.6090Hz

Frequency	LowerLimit	UpperLimit	CP	CPK	Cpl	Cpu
3794.4950	103.3242	108.8712	6.4863	6.3023	6.3023	6.6703

Distribution Chart 2

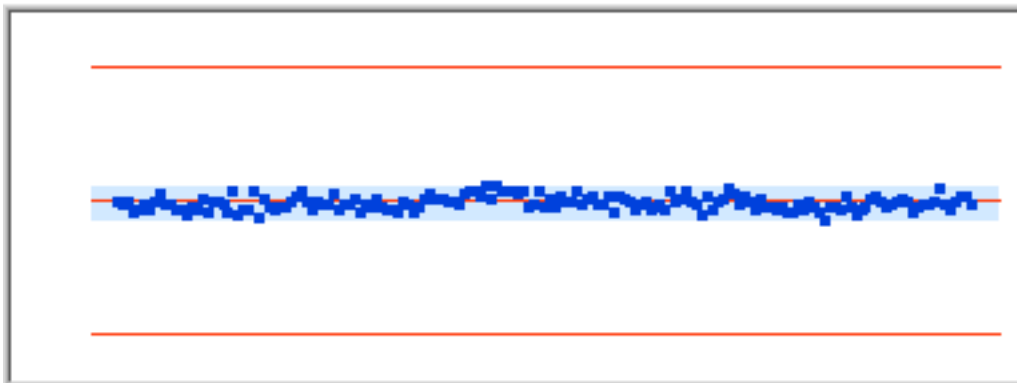


Figure120 Distribution 3794.4950Hz

Bar Chart 2

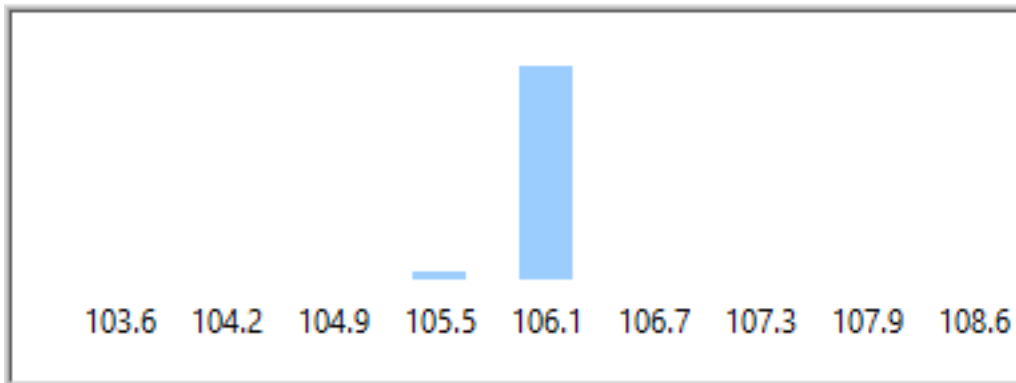


Figure121 Bar Chart 3794.4950Hz

Frequency	LowerLimit	UpperLimit	CP	CPK	Cpl	Cpu
3928.3610	103.3248	108.6774	6.2040	6.0292	6.0292	6.3788

Distribution Chart 2

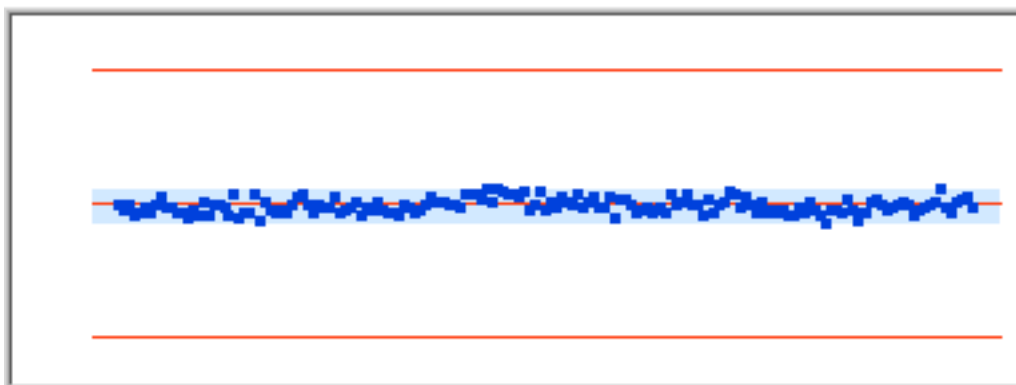


Figure122 Distribution 3928.3610Hz

Bar Chart 2

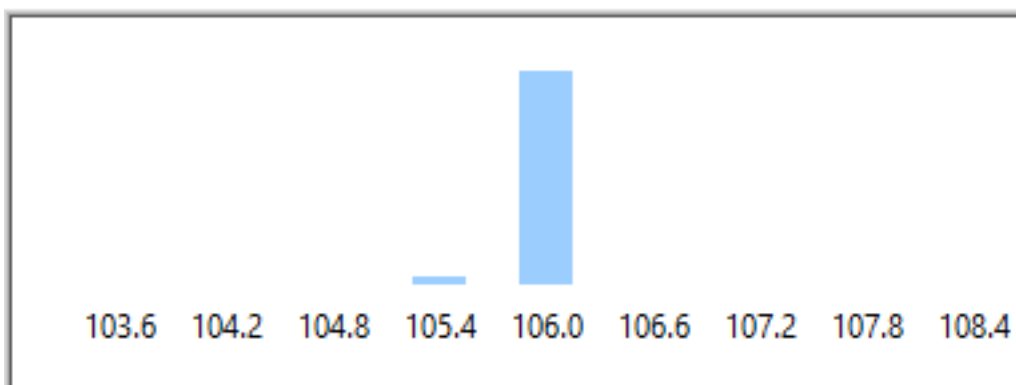


Figure123 Bar Chart 3928.3610Hz

Frequency	LowerLimit	UpperLimit	CP	CPK	Cpl	Cpu
4066.4850	103.1667	108.3255	6.0649	5.9157	5.9157	6.2141

Distribution Chart 2

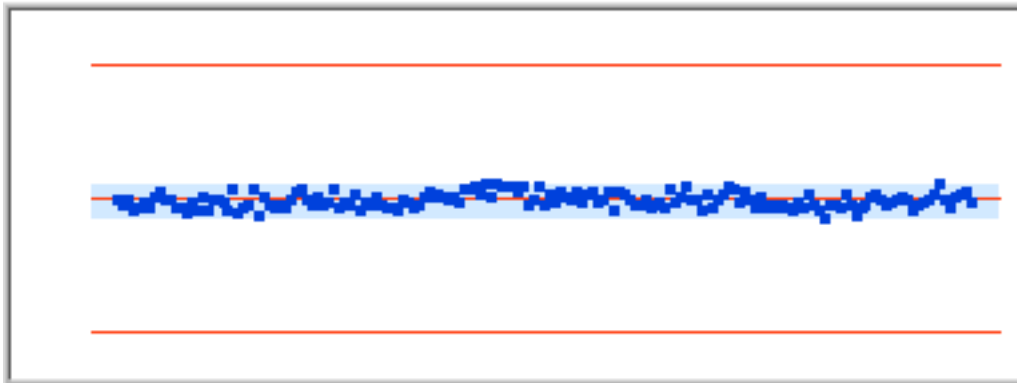


Figure124 Distribution 4066.4850Hz

Bar Chart 2

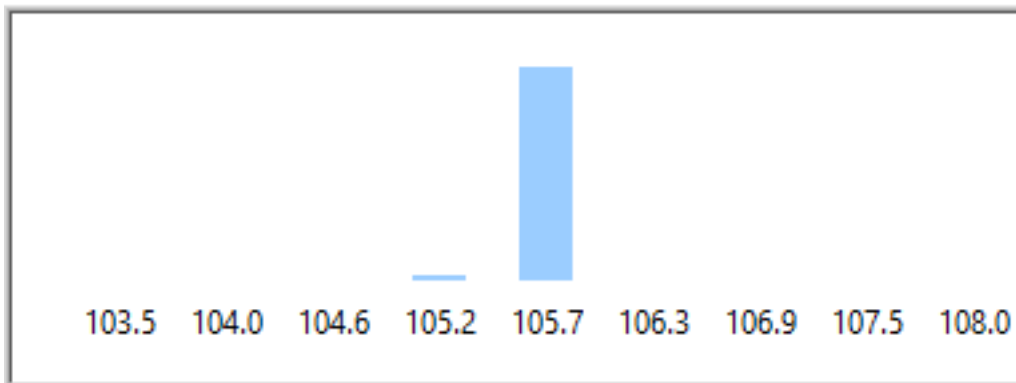


Figure125 Bar Chart 4066.4850Hz

Frequency	LowerLimit	UpperLimit	CP	CPK	Cpl	Cpu
4209.9460	102.3026	107.2670	6.1400	6.0579	6.0579	6.2222

Distribution Chart 2

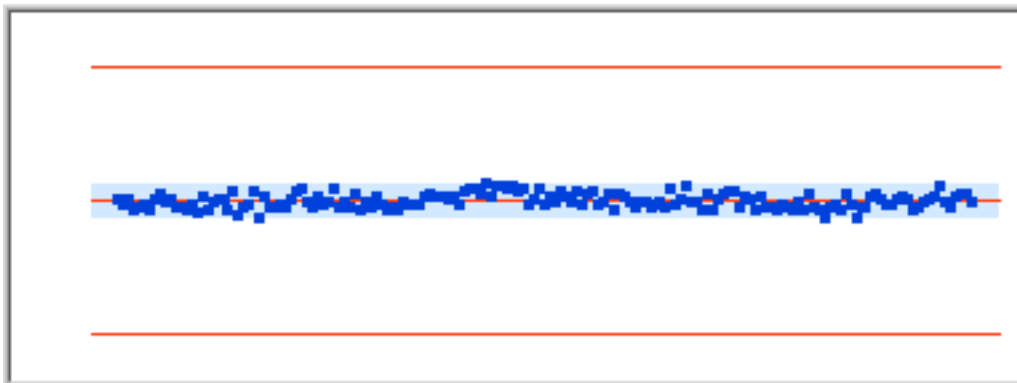


Figure126 Distribution 4209.9460Hz

Bar Chart 2

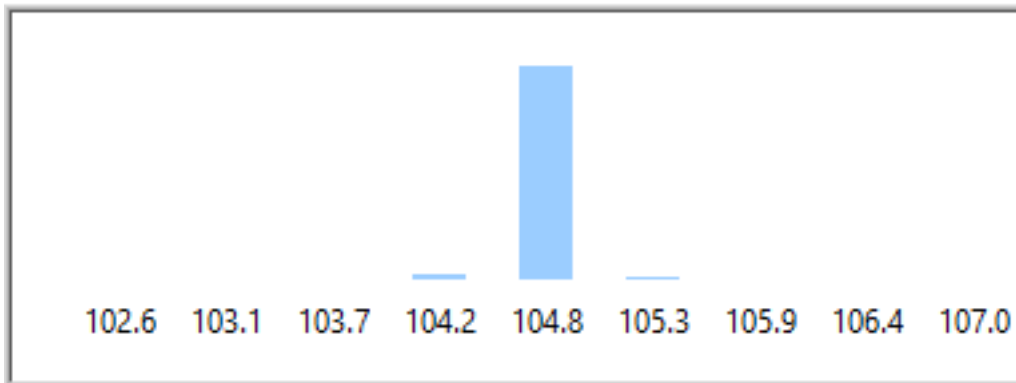


Figure127 Bar Chart 4209.9460Hz

Frequency	LowerLimit	UpperLimit	CP	CPK	Cpl	Cpu
4358.4680	100.2317	105.0017	6.6734	6.6354	6.6354	6.7113

Distribution Chart 2

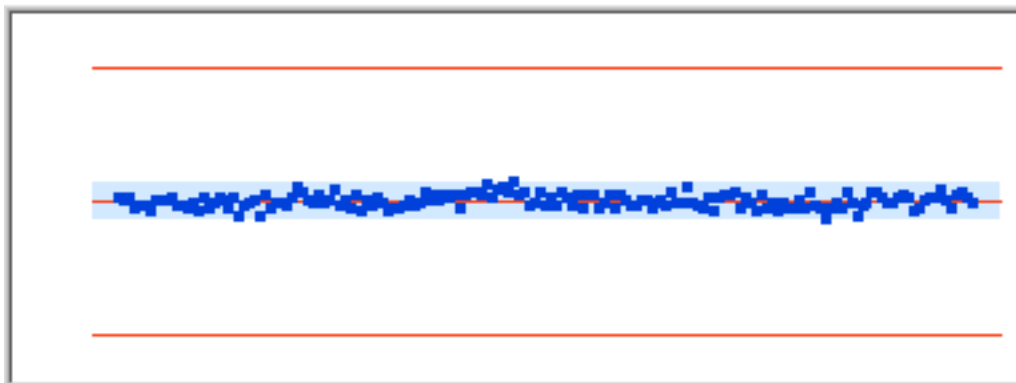


Figure128 Distribution 4358.4680Hz

Bar Chart 2

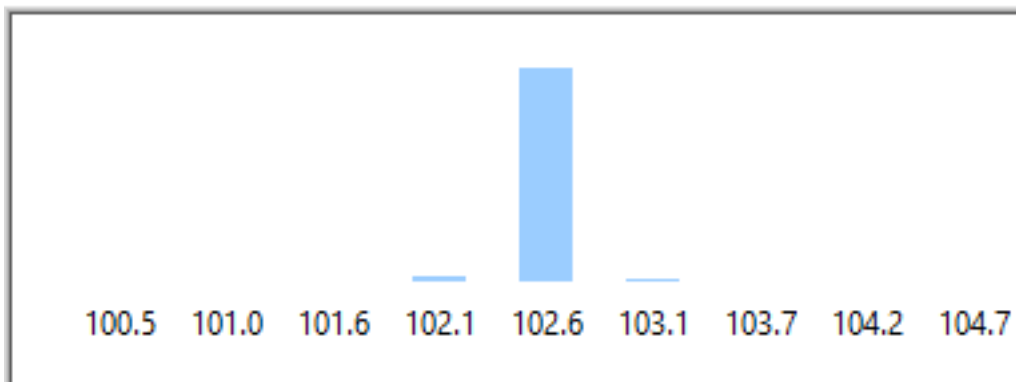


Figure129 Bar Chart 4358.4680Hz

Frequency	LowerLimit	UpperLimit	CP	CPK	Cpl	Cpu
4511.7150	98.0106	102.5869	5.6975	5.6258	5.7693	5.6258

Distribution Chart 2

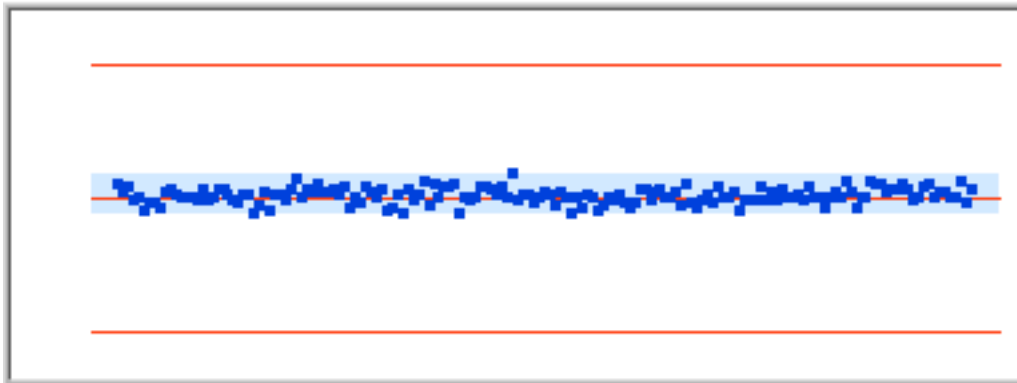


Figure130 Distribution 4511.7150Hz

Bar Chart 2

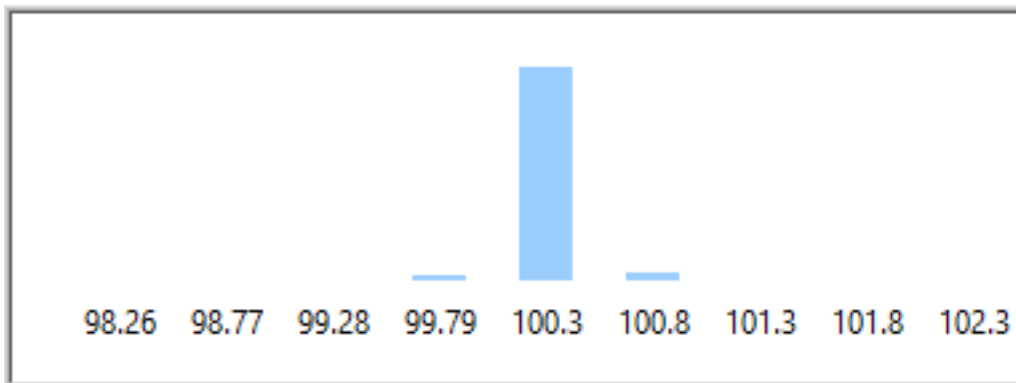


Figure131 Bar Chart 4511.7150Hz

Frequency	LowerLimit	UpperLimit	CP	CPK	Cpl	Cpu
4670.8830	96.8690	101.2508	2.5493	2.4285	2.6700	2.4285

Distribution Chart 2

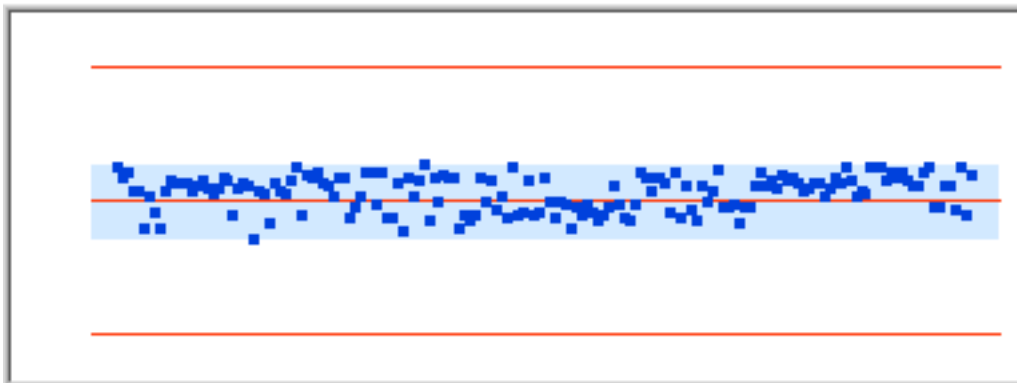


Figure132 Distribution 4670.8830Hz

Bar Chart 2

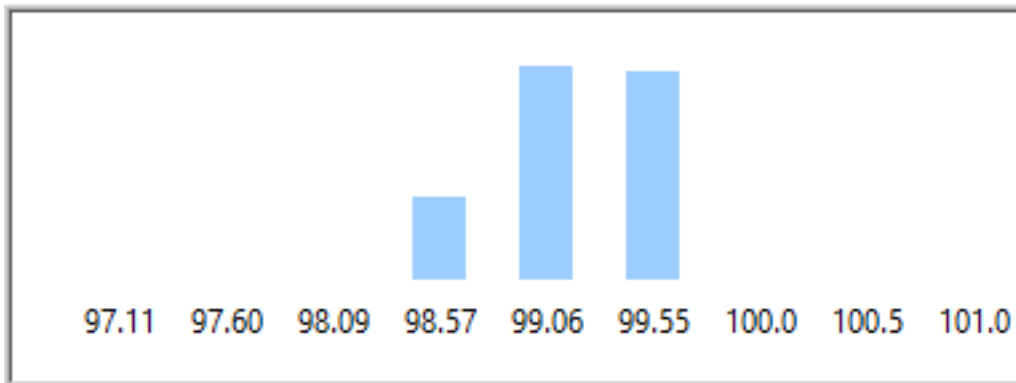


Figure133 Bar Chart 4670.8830Hz

Frequency	LowerLimit	UpperLimit	CP	CPK	Cpl	Cpu
4835.6670	96.6832	101.0500	1.4320	1.3374	1.5266	1.3374

Distribution Chart 2

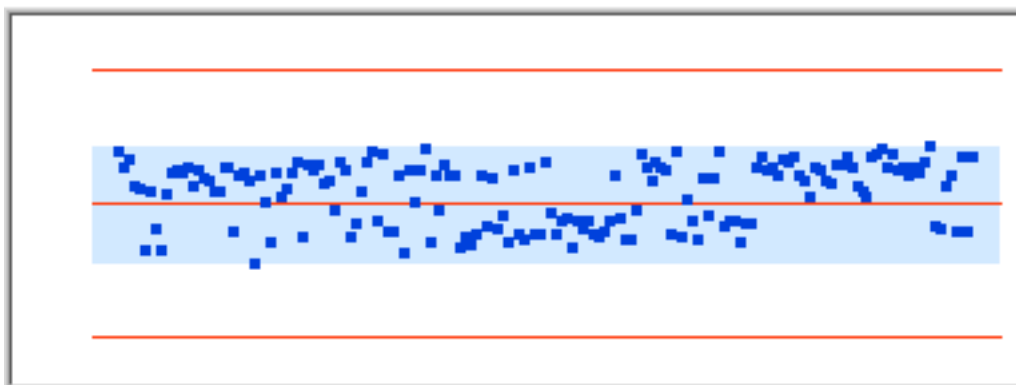


Figure134 Distribution 4835.6670Hz

Bar Chart 2

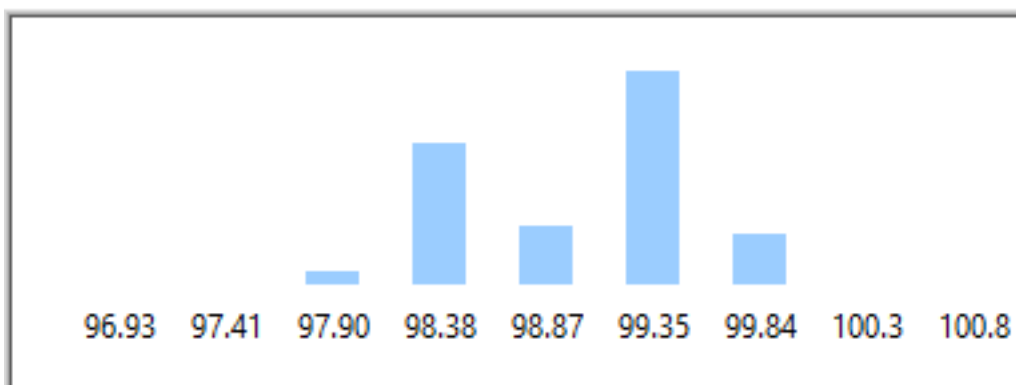


Figure135 Bar Chart 4835.6670Hz

Frequency	LowerLimit	UpperLimit	CP	CPK	Cpl	Cpu
5005.6920	96.7000	102.0000	1.3459	1.3442	1.3442	1.3477

Distribution Chart 2




Figure136 Distribution 5005.6920Hz

Bar Chart 2

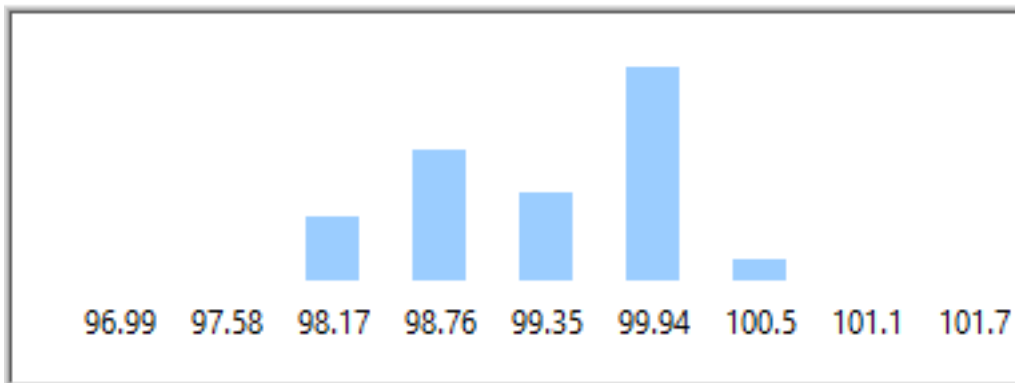


Figure137 Bar Chart 5005.6920Hz

Frequency	LowerLimit	UpperLimit	CP	CPK	Cpl	Cpu
5182.2880	96.1000	101.2000	1.3396	1.3377	1.3416	1.3377

Distribution Chart 2

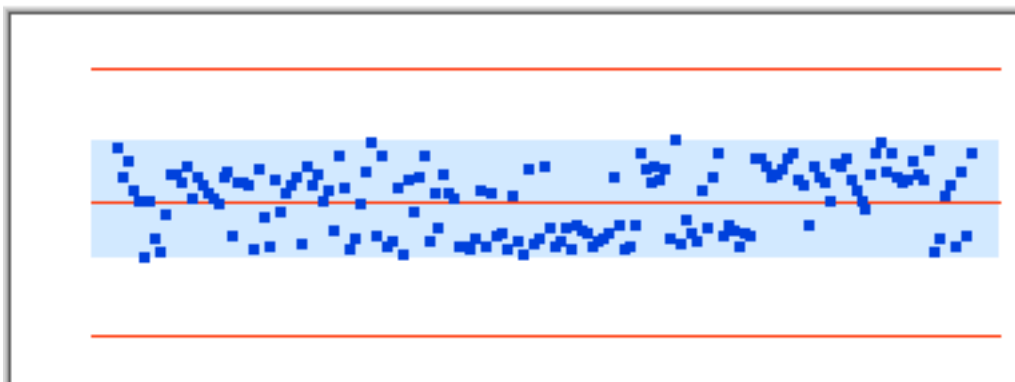


Figure138 Distribution 5182.2880Hz

Bar Chart 2

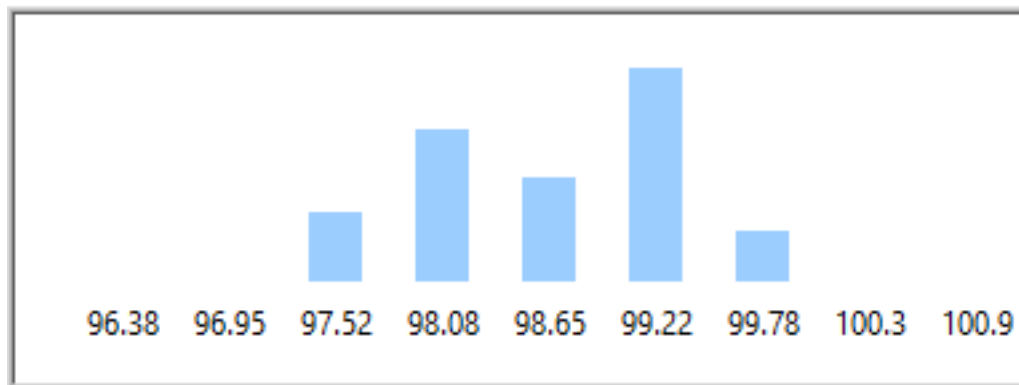


Figure139 Bar Chart 5182.2880Hz

Frequency	LowerLimit	UpperLimit	CP	CPK	Cpl	Cpu
5365.1130	95.1043	99.2543	1.5372	1.3737	1.7007	1.3737

Distribution Chart 2

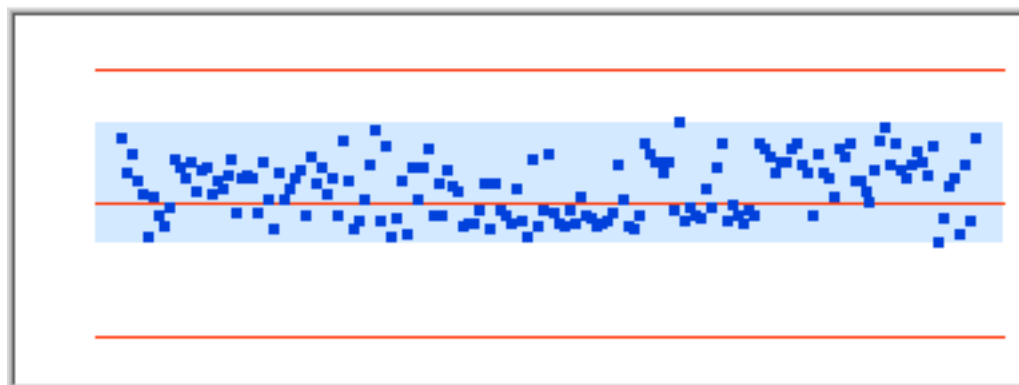


Figure140 Distribution 5365.1130Hz

Bar Chart 2

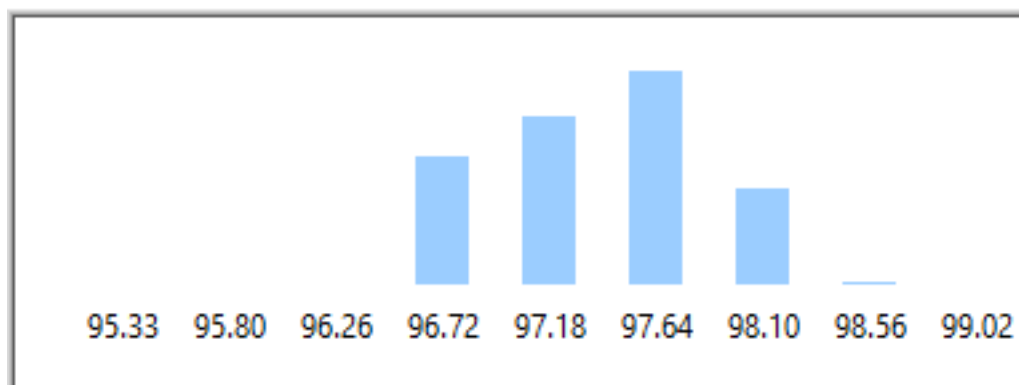


Figure141 Bar Chart 5365.1130Hz

Frequency	LowerLimit	UpperLimit	CP	CPK	Cpl	Cpu
5553.7540	93.9492	98.1727	3.0980	2.9725	3.2234	2.9725

Distribution Chart 2

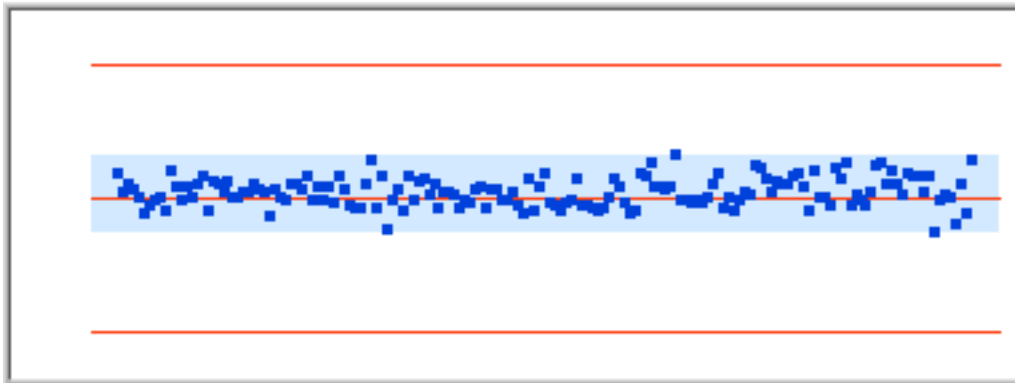


Figure142 Distribution 5553.7540Hz

Bar Chart 2

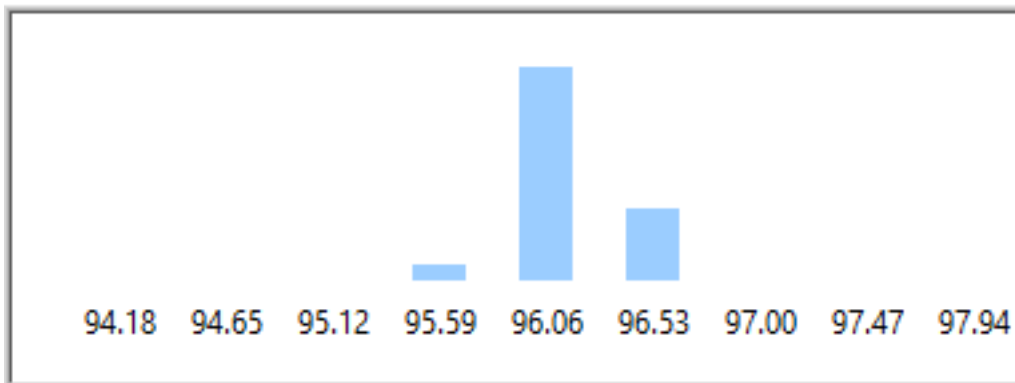


Figure143 Bar Chart 5553.7540Hz

Frequency	LowerLimit	UpperLimit	CP	CPK	Cpl	Cpu
5749.6850	92.6872	96.9845	3.8682	3.8672	3.8692	3.8672

Distribution Chart 2

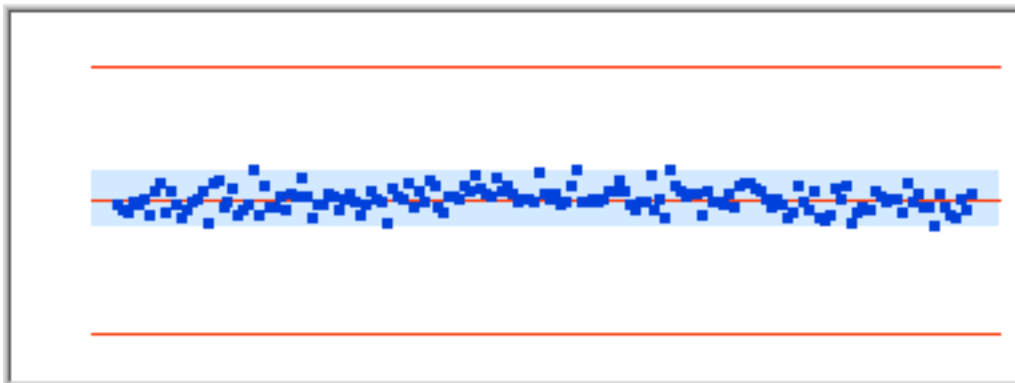


Figure144 Distribution 5749.6850Hz

Bar Chart 2

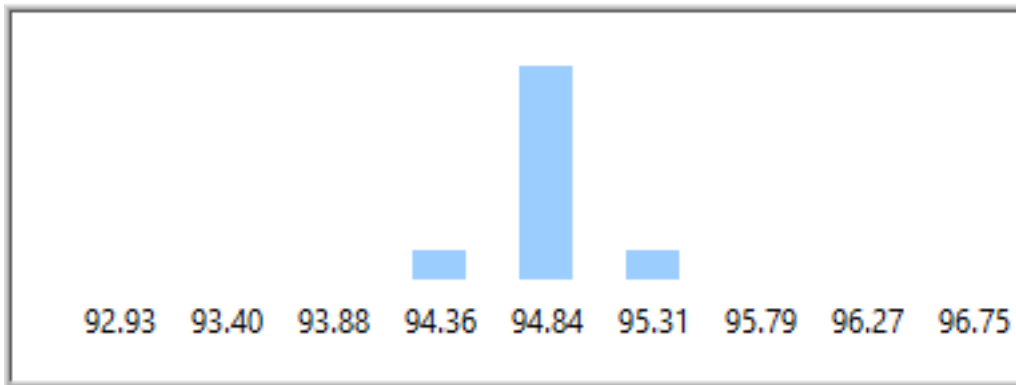


Figure145 Bar Chart 5749.6850Hz

Frequency	LowerLimit	UpperLimit	CP	CPK	Cpl	Cpu
5951.8480	91.6342	96.0049	2.8205	2.7813	2.7813	2.8598

Distribution Chart 2

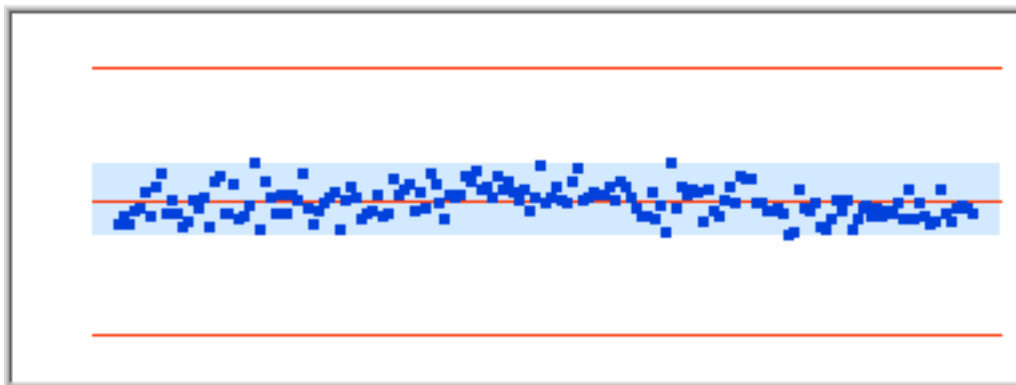


Figure146 Distribution 5951.8480Hz

Bar Chart 2

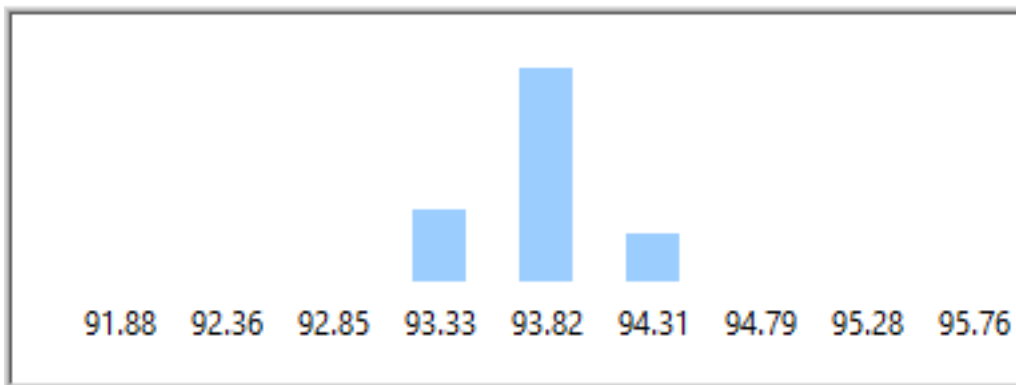


Figure147 Bar Chart 5951.8480Hz

Frequency	LowerLimit	UpperLimit	CP	CPK	Cpl	Cpu
6161.8220	91.0594	95.5039	2.5493	2.5132	2.5132	2.5855

Distribution Chart 2

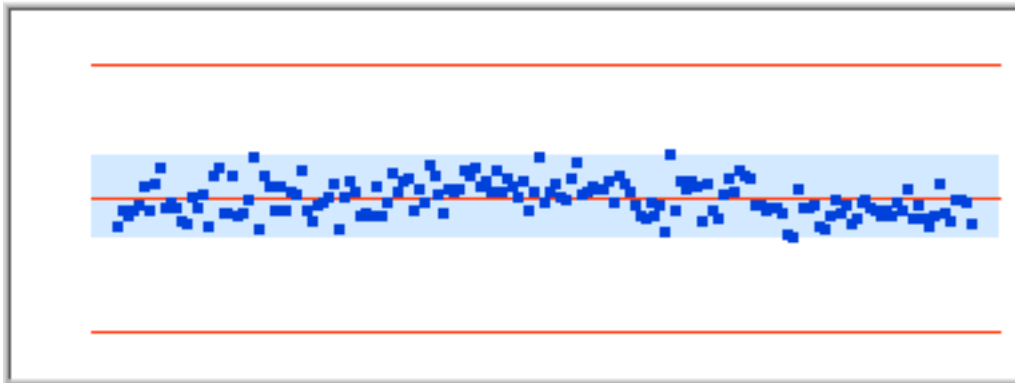


Figure148 Distribution 6161.8220Hz

Bar Chart 2

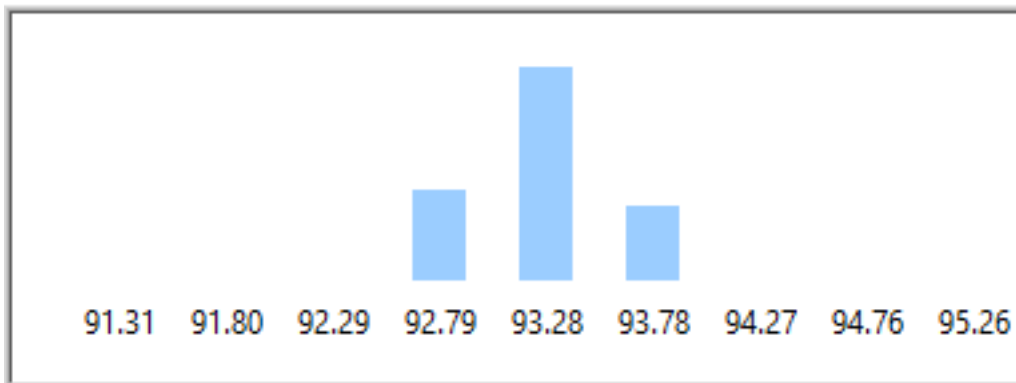


Figure149 Bar Chart 6161.8220Hz

Frequency	LowerLimit	UpperLimit	CP	CPK	Cpl	Cpu
6379.2050	91.3460	95.8643	2.5791	2.5315	2.5315	2.6268

Distribution Chart 2

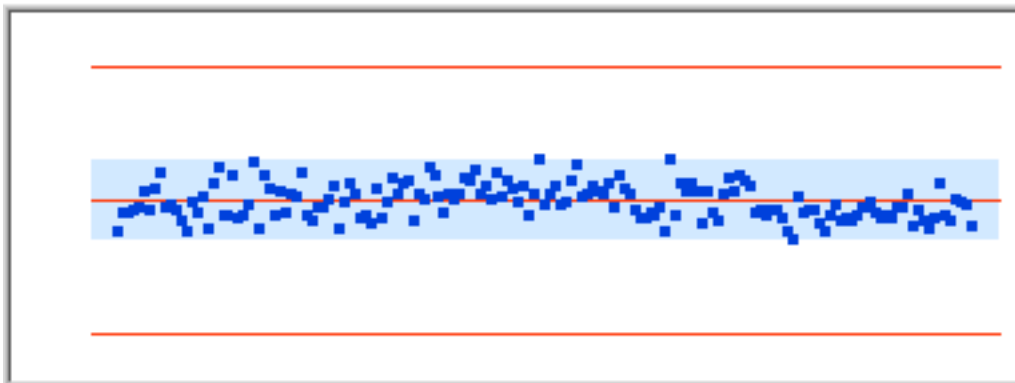


Figure150 Distribution 6379.2050Hz

Bar Chart 2

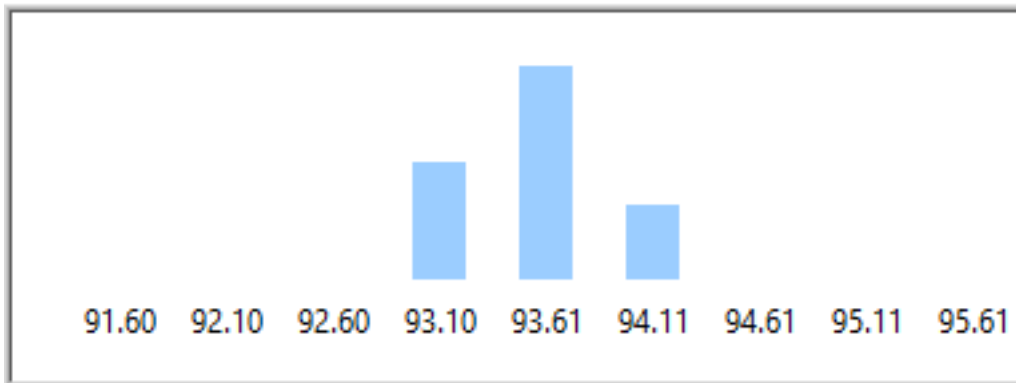


Figure151 Bar Chart 6379.2050Hz

Frequency	LowerLimit	UpperLimit	CP	CPK	Cpl	Cpu
6603.5020	92.4178	97.0097	2.6735	2.6160	2.6160	2.7310

Distribution Chart 2

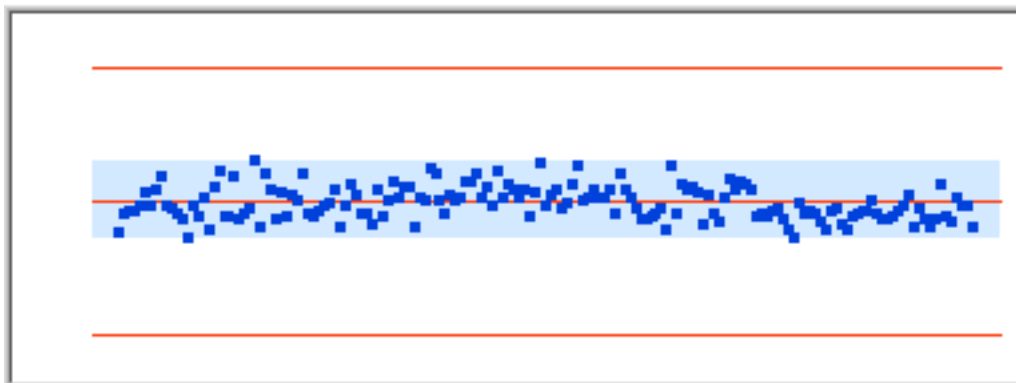


Figure152 Distribution 6603.5020Hz

Bar Chart 2

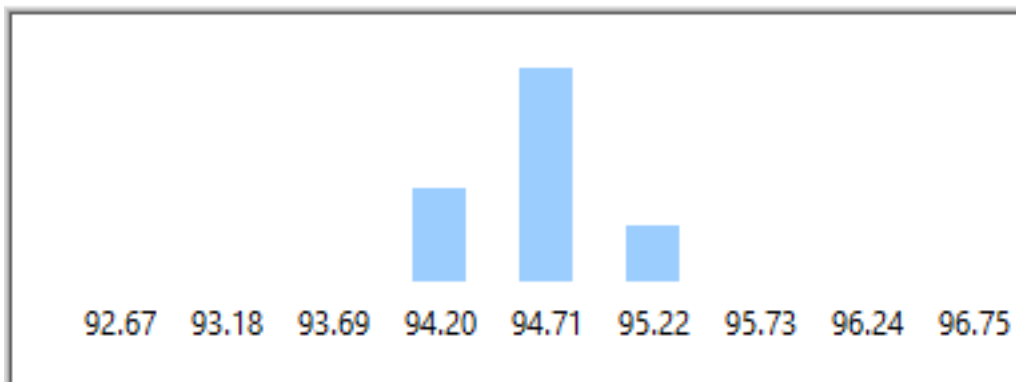


Figure153 Bar Chart 6603.5020Hz

Frequency	LowerLimit	UpperLimit	CP	CPK	Cpl	Cpu
6836.4660	93.3667	98.0323	2.7680	2.6965	2.6965	2.8395

Distribution Chart 2

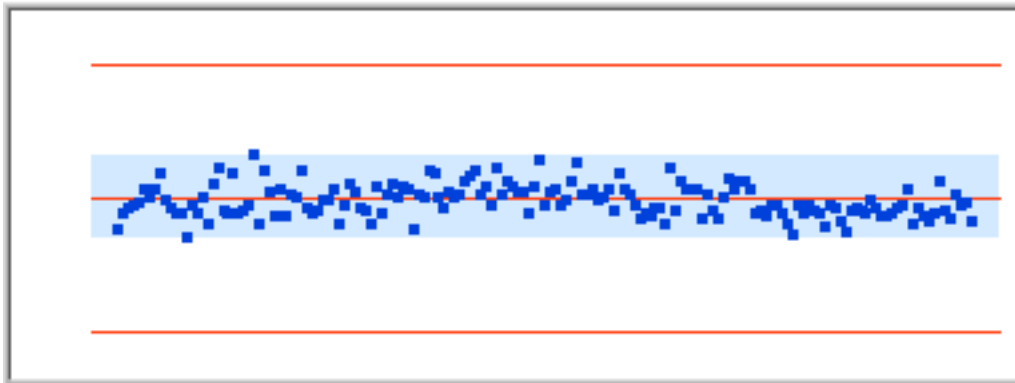


Figure154 Distribution 6836.4660Hz

Bar Chart 2

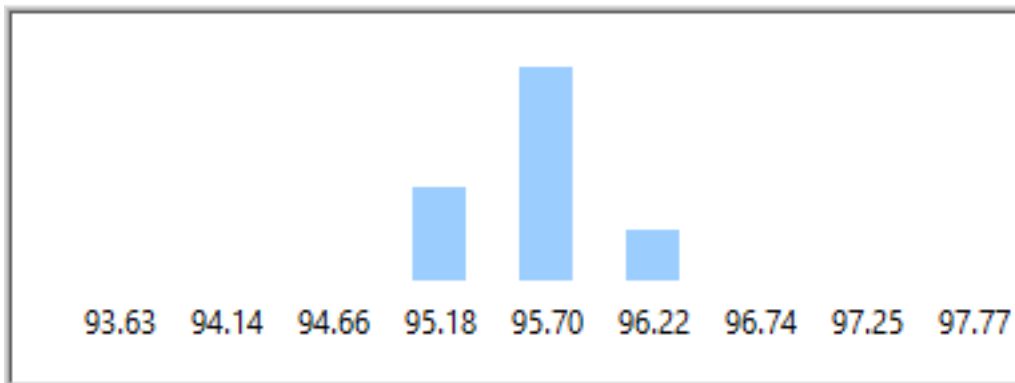


Figure155 Bar Chart 6836.4660Hz

Frequency	LowerLimit	UpperLimit	CP	CPK	Cpl	Cpu
7077.6490	93.6525	98.3919	2.8732	2.7983	2.7983	2.9481

Distribution Chart 2

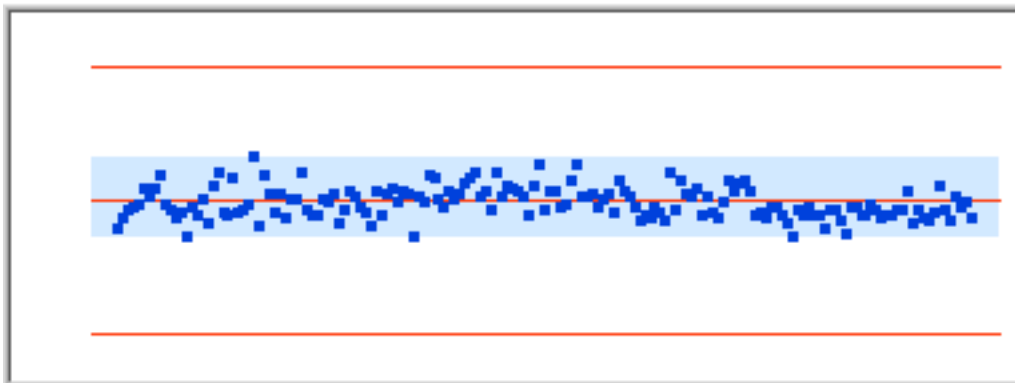


Figure156 Distribution 7077.6490Hz

Bar Chart 2

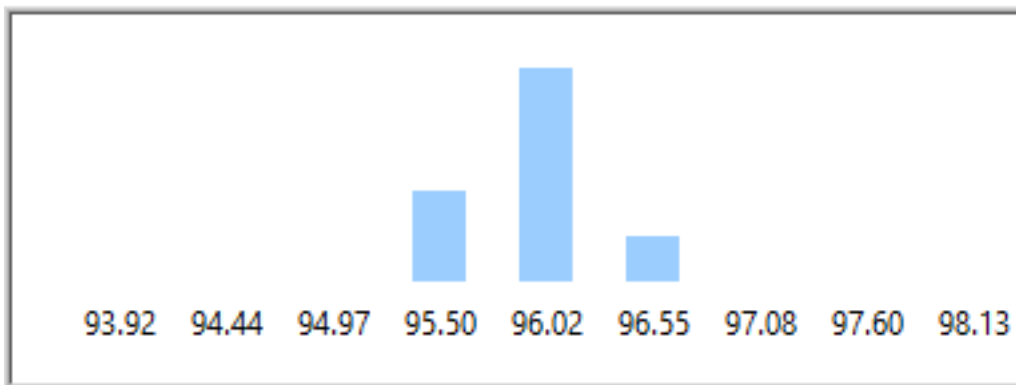


Figure157 Bar Chart 7077.6490Hz

Frequency	LowerLimit	UpperLimit	CP	CPK	Cpl	Cpu
7326.5050	93.3459	98.1588	2.9406	2.8647	2.8647	3.0165

Distribution Chart 2

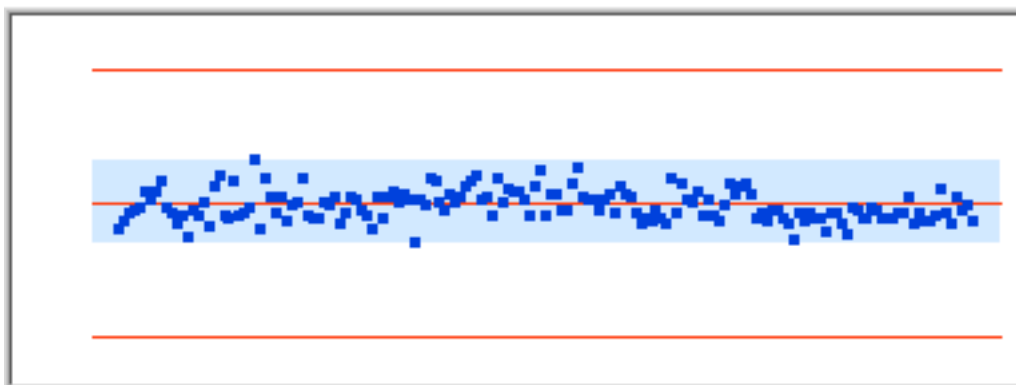


Figure158 Distribution 7326.5050Hz

Bar Chart 2

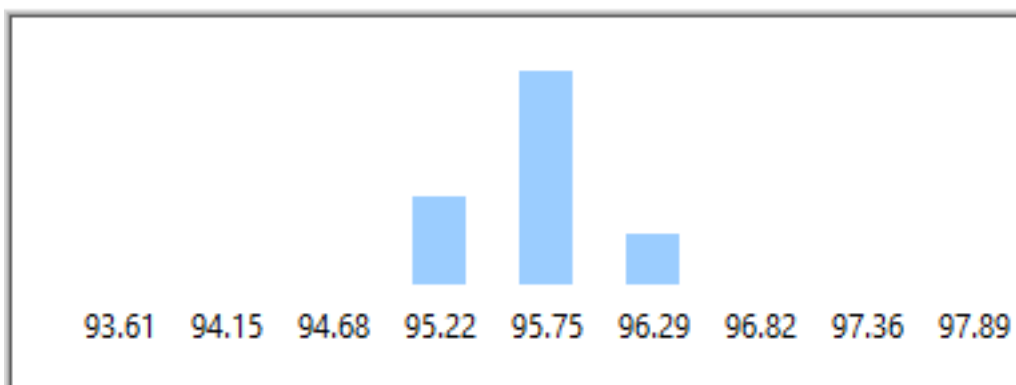


Figure159 Bar Chart 7326.5050Hz

Frequency	LowerLimit	UpperLimit	CP	CPK	Cpl	Cpu
7584.9760	93.4403	98.3269	2.9452	2.8743	2.8743	3.0161

Distribution Chart 2

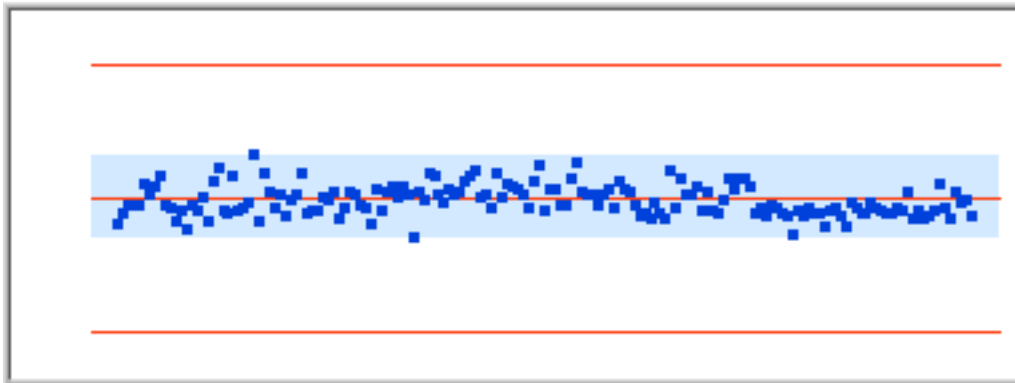


Figure160 Distribution 7584.9760Hz

Bar Chart 2

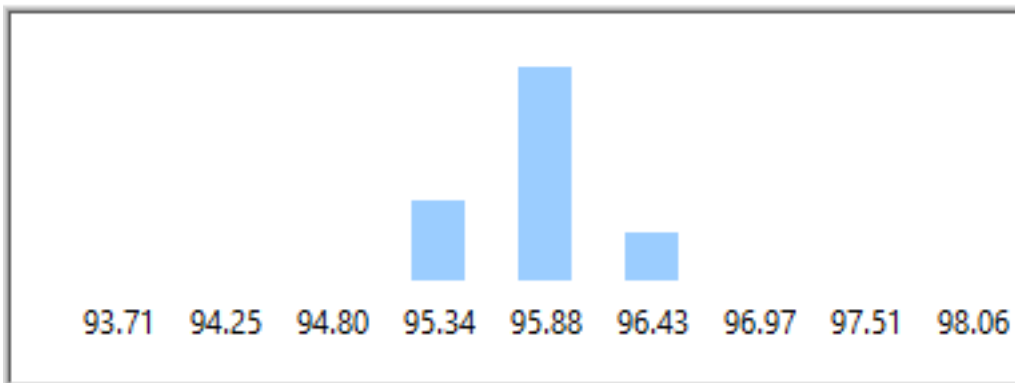


Figure161 Bar Chart 7584.9760Hz

Frequency	LowerLimit	UpperLimit	CP	CPK	Cpl	Cpu
7852.5640	93.9068	98.8672	2.8992	2.8361	2.8361	2.9623

Distribution Chart 2

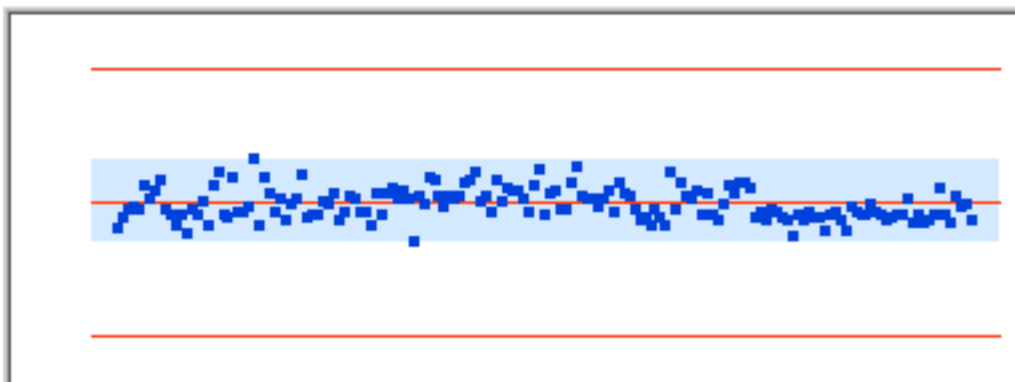


Figure162 Distribution 7852.5640Hz

Bar Chart 2

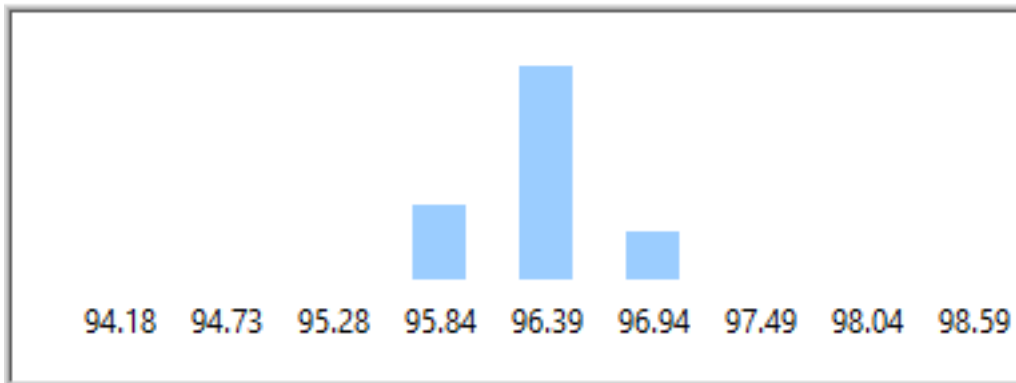


Figure163 Bar Chart 7852.5640Hz

Frequency	LowerLimit	UpperLimit	CP	CPK	Cpl	Cpu
8128.6670	94.7402	99.8474	2.8618	2.8111	2.8111	2.9125

Distribution Chart 2

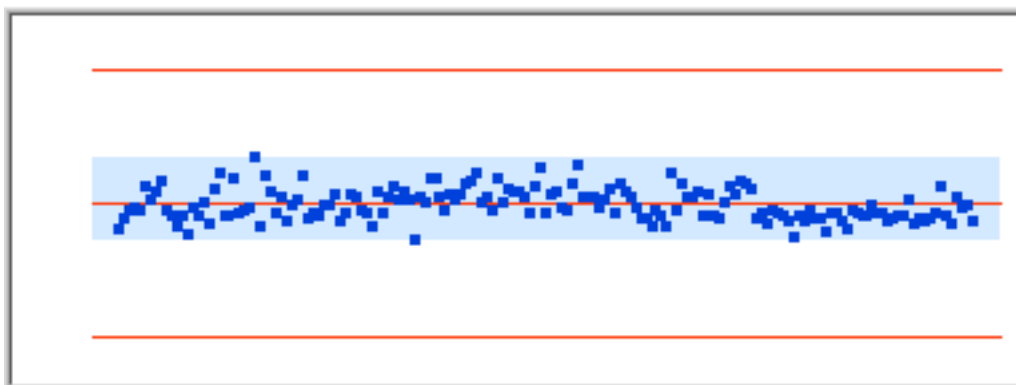


Figure164 Distribution 8128.6670Hz

Bar Chart 2

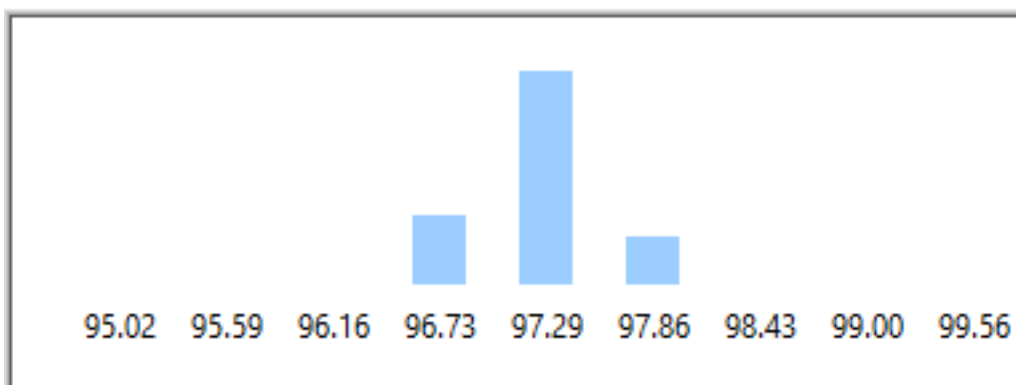


Figure165 Bar Chart 8128.6670Hz

Frequency	LowerLimit	UpperLimit	CP	CPK	Cpl	Cpu
8415.4370	95.6149	100.9552	2.8511	2.8026	2.8026	2.8996

Distribution Chart 2

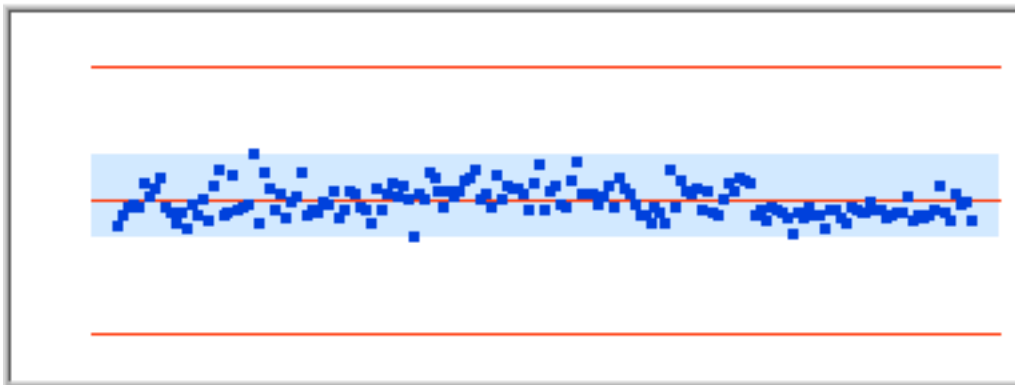


Figure166 Distribution 8415.4370Hz

Bar Chart 2

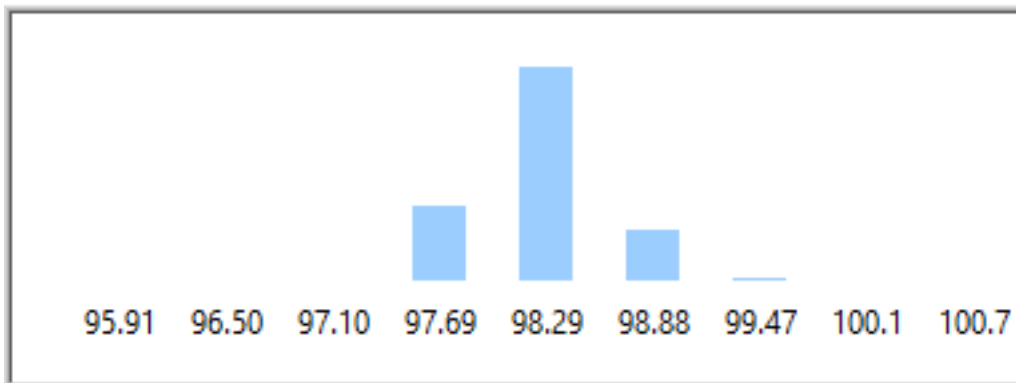


Figure167 Bar Chart 8415.4370Hz

Frequency	LowerLimit	UpperLimit	CP	CPK	Cpl	Cpu
8711.3310	96.4473	102.0199	2.8395	2.7711	2.7711	2.9080

Distribution Chart 2

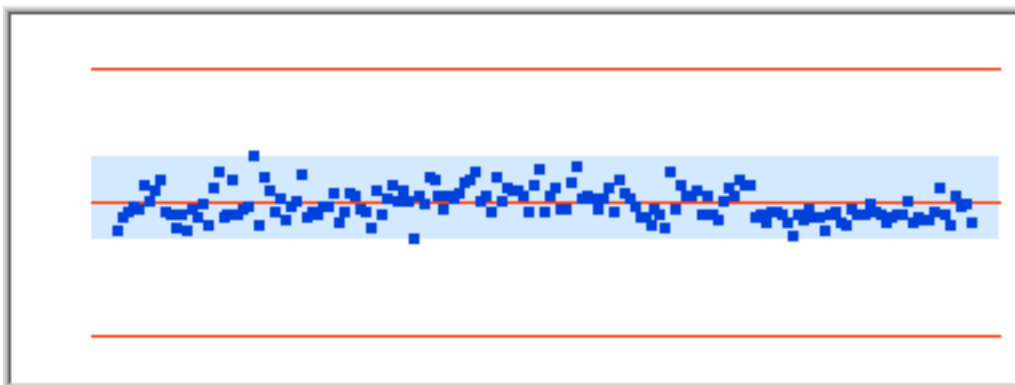


Figure168 Distribution 8711.3310Hz

Bar Chart 2

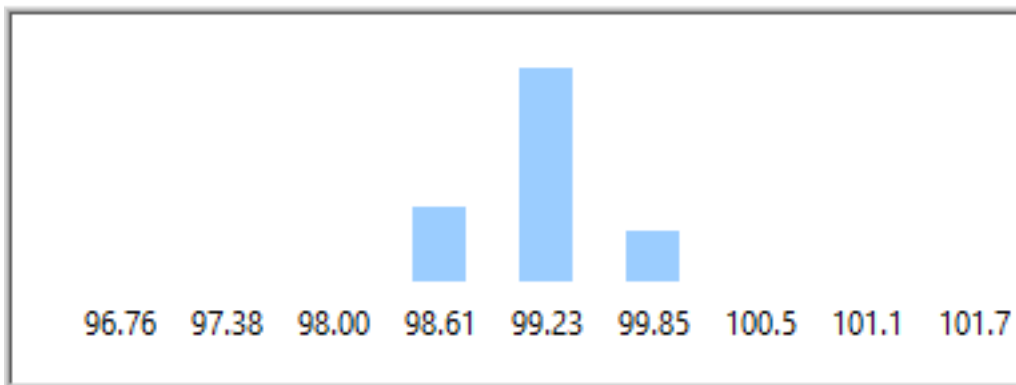


Figure169 Bar Chart 8711.3310Hz

Frequency	LowerLimit	UpperLimit	CP	CPK	Cpl	Cpu
9018.6560	97.1927	102.9983	2.8239	2.7202	2.7202	2.9277

Distribution Chart 2

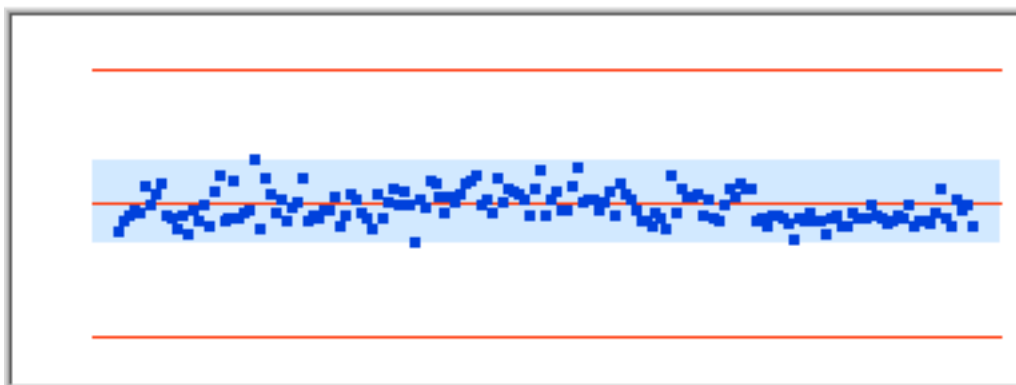


Figure170 Distribution 9018.6560Hz

Bar Chart 2

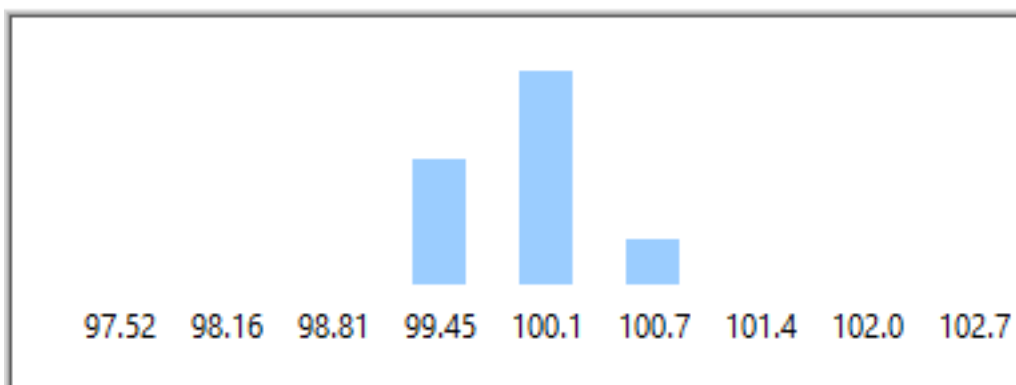


Figure171 Bar Chart 9018.6560Hz

Frequency	LowerLimit	UpperLimit	CP	CPK	Cpl	Cpu
9336.8240	97.5984	103.6372	2.8009	2.6547	2.6547	2.9472

Distribution Chart 2

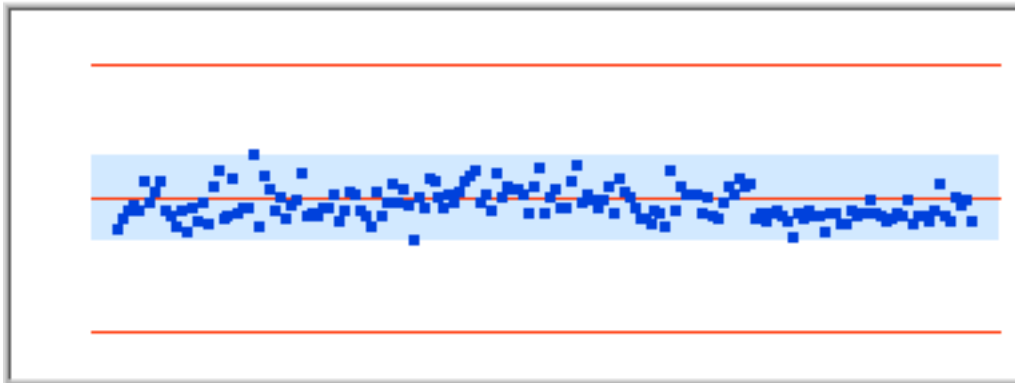


Figure172 Distribution 9336.8240Hz

Bar Chart 2

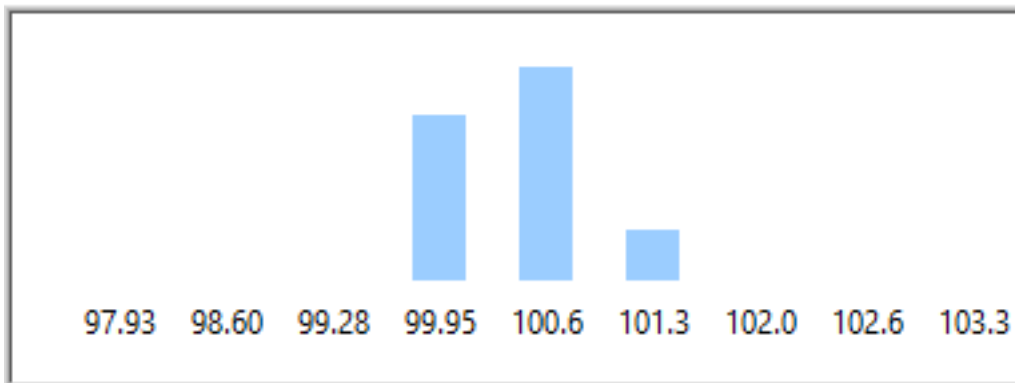


Figure173 Bar Chart 9336.8240Hz

Frequency	LowerLimit	UpperLimit	CP	CPK	Cpl	Cpu
9665.1140	97.3781	103.6491	2.7325	2.5489	2.5489	2.9161

Distribution Chart 2

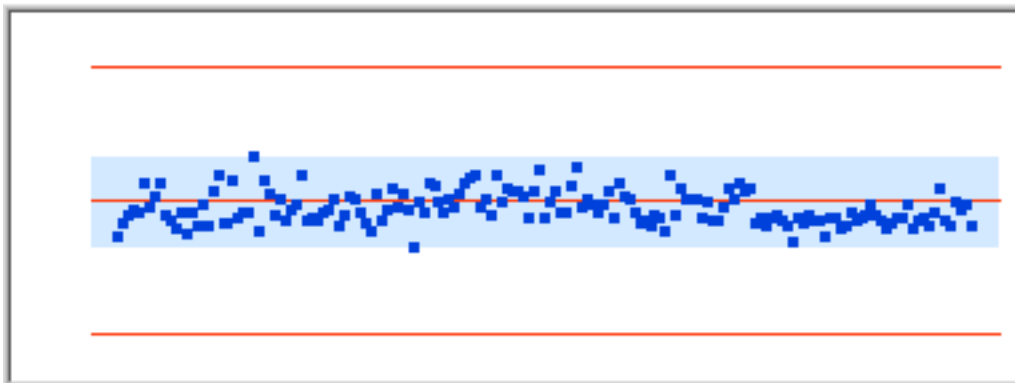


Figure174 Distribution 9665.1140Hz

Bar Chart 2

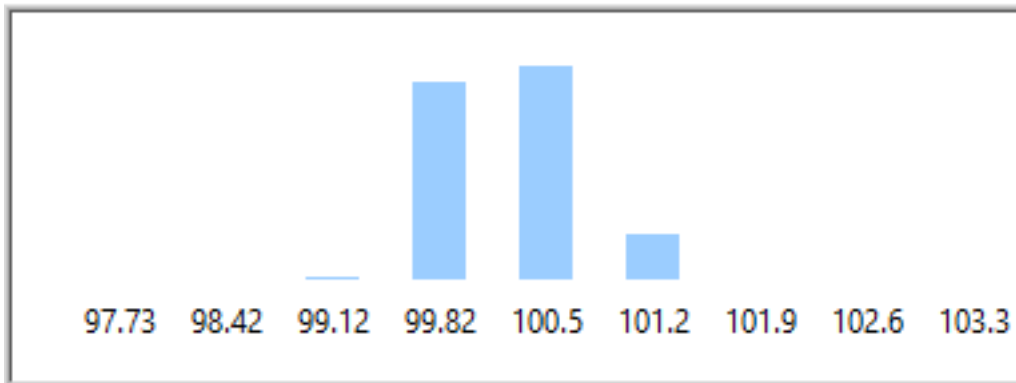


Figure175 Bar Chart 9665.1140Hz

Frequency	LowerLimit	UpperLimit	CP	CPK	Cpl	Cpu
10006.089 0	96.7215	103.2256	2.6009	2.3894	2.3894	2.8125

Distribution Chart 2

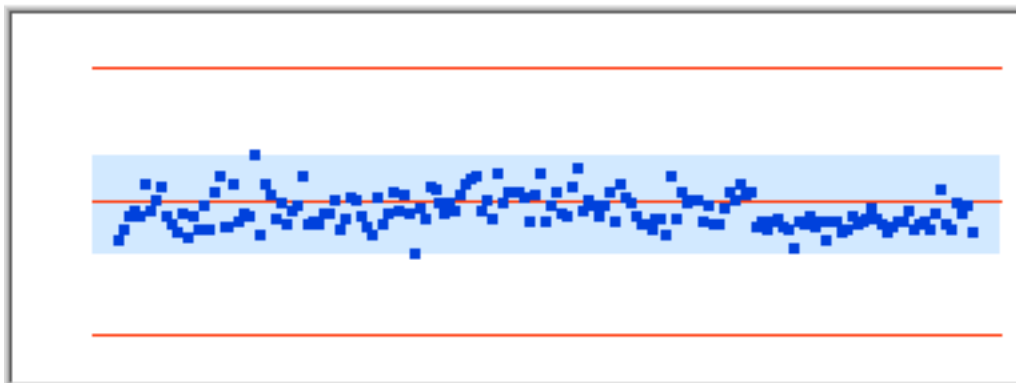


Figure176 Distribution 10006.0890Hz

Bar Chart 2

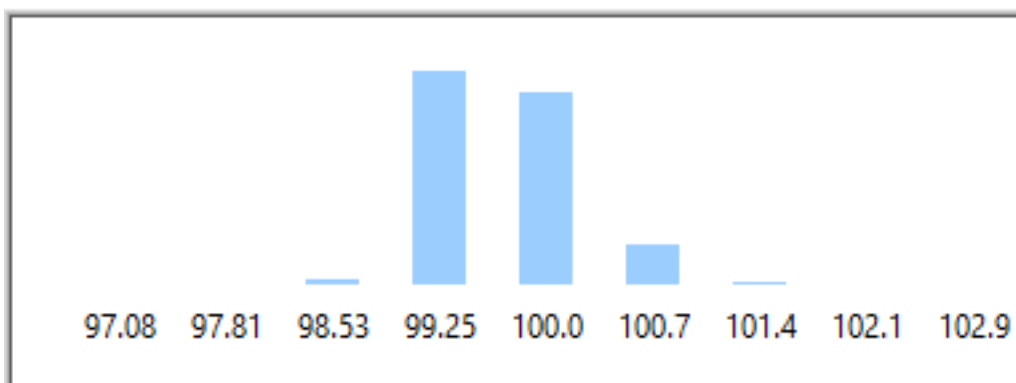


Figure177 Bar Chart 10006.0890Hz

Frequency	LowerLimit	UpperLimit	CP	CPK	Cpl	Cpu
-----------	------------	------------	----	-----	-----	-----

10359.092 0	95.7665	102.5037	2.4103	2.1908	2.1908	2.6299
----------------	---------	----------	--------	--------	--------	--------

Distribution Chart 2

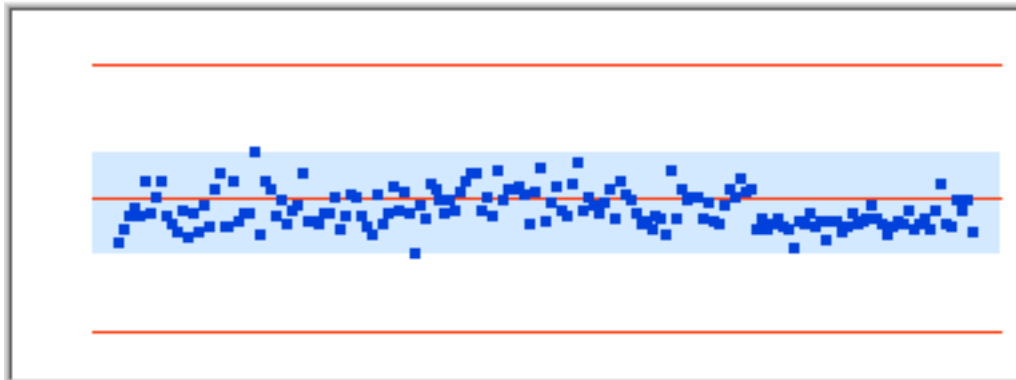


Figure178 Distribution 10359.0920Hz

Bar Chart 2

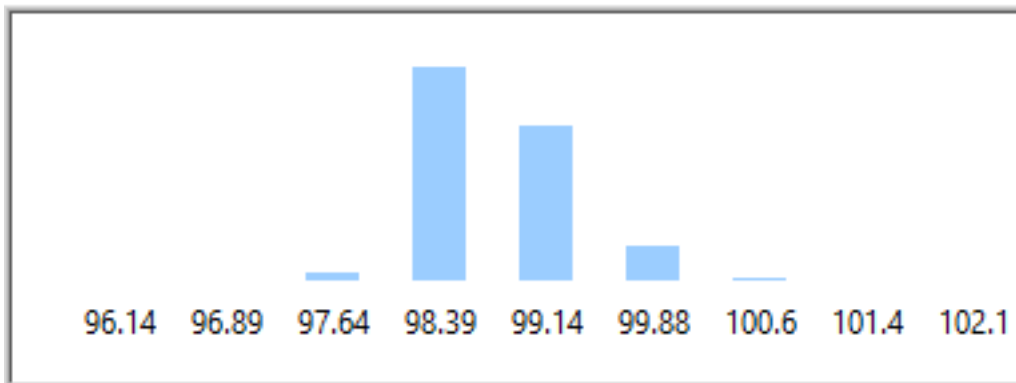


Figure179 Bar Chart 10359.0920Hz

Frequency	LowerLimit	UpperLimit	CP	CPK	Cpl	Cpu
10723.326 0	95.1460	102.1154	2.1926	1.9746	1.9746	2.4107

Distribution Chart 2

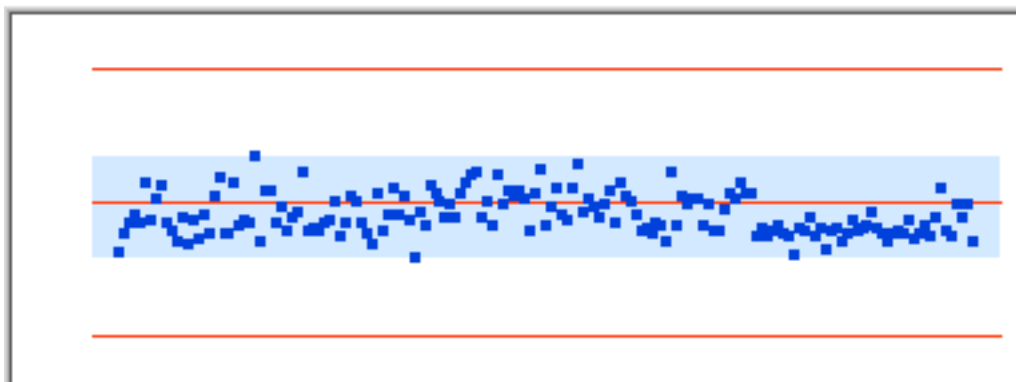


Figure180 Distribution 10723.3260Hz

Bar Chart 2

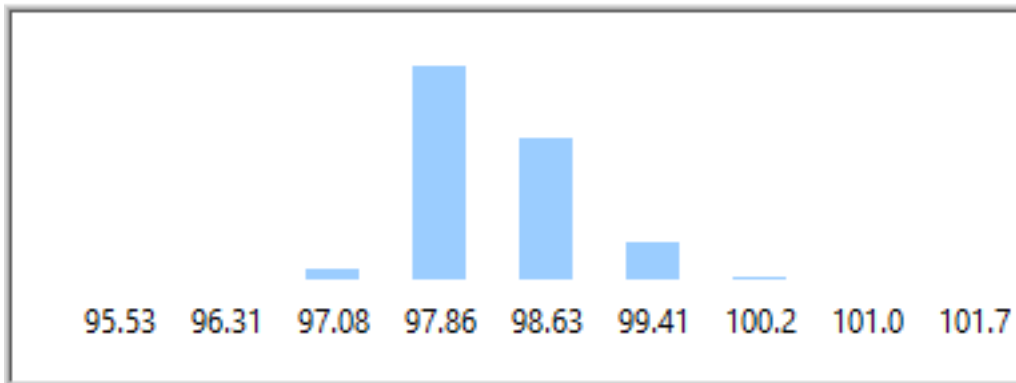


Figure181 Bar Chart 10723.3260Hz

Frequency	LowerLimit	UpperLimit	CP	CPK	Cpl	Cpu
11101.6330	94.9974	102.1999	1.9860	1.7768	1.7768	2.1951

Distribution Chart 2

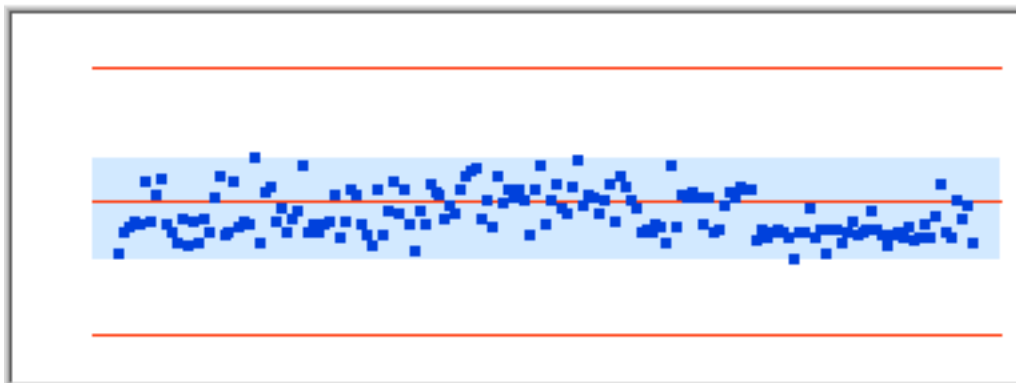


Figure182 Distribution 11101.6330Hz

Bar Chart 2

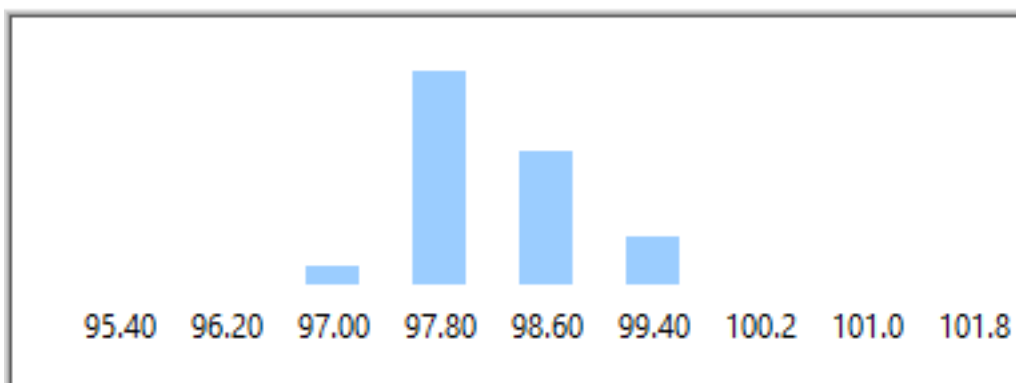


Figure183 Bar Chart 11101.6330Hz

Frequency	LowerLimit	UpperLimit	CP	CPK	Cpl	Cpu
-----------	------------	------------	----	-----	-----	-----

11493.285 0	94.7371	102.1727	1.7637	1.5961	1.5961	1.9314
----------------	---------	----------	--------	--------	--------	--------

Distribution Chart 2

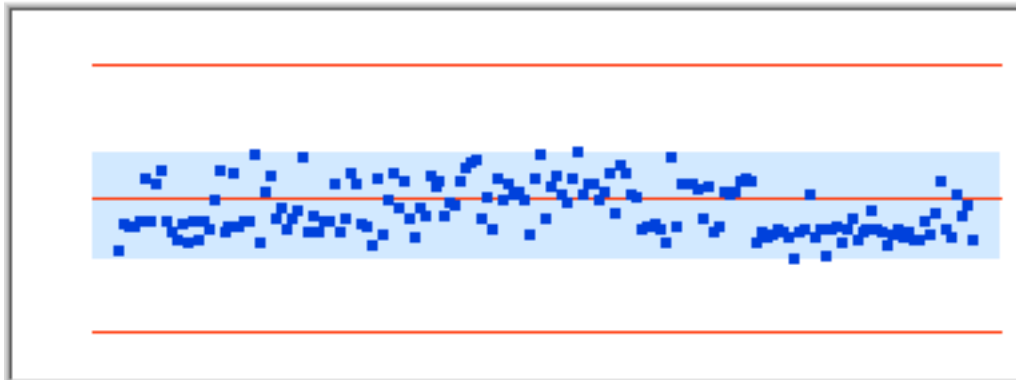


Figure184 Distribution 11493.2850Hz

Bar Chart 2

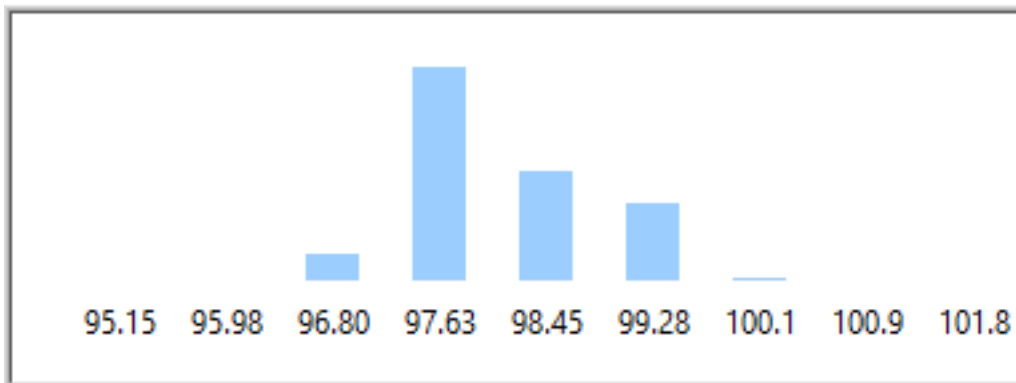


Figure185 Bar Chart 11493.2850Hz

Frequency	LowerLimit	UpperLimit	CP	CPK	Cpl	Cpu
11897.398 0	93.9849	101.6528	1.8146	1.7064	1.7064	1.9229

Distribution Chart 2

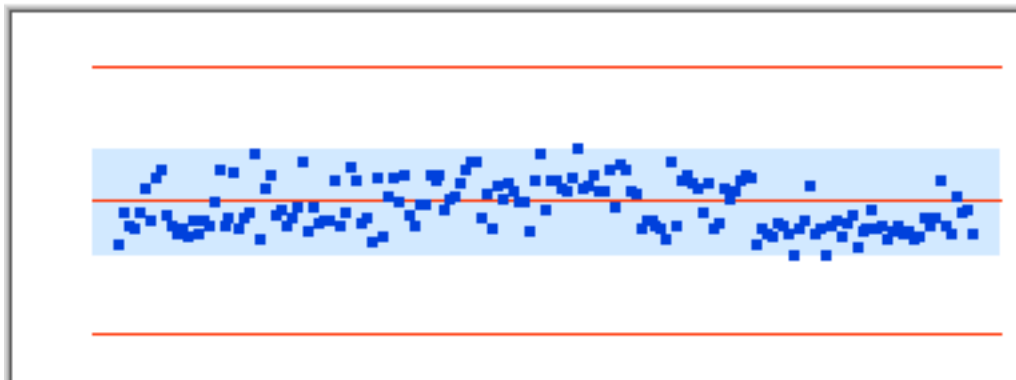


Figure186 Distribution 11897.3980Hz

Bar Chart 2

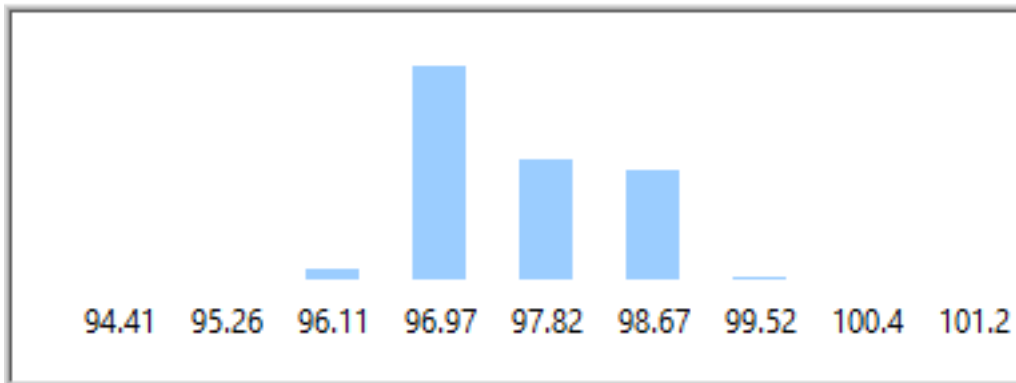


Figure187 Bar Chart 11897.3980Hz

Frequency	LowerLimit	UpperLimit	CP	CPK	Cpl	Cpu
12317.1250	93.0324	100.9334	3.5620	3.3891	3.3891	3.7348

Distribution Chart 2

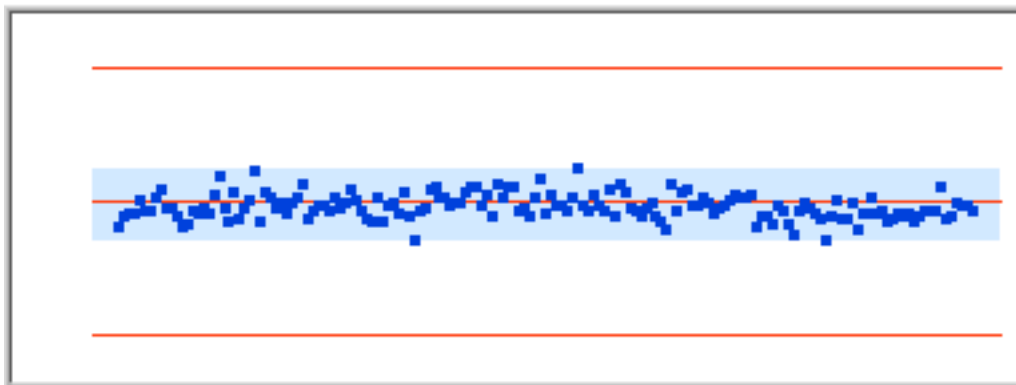


Figure188 Distribution 12317.1250Hz

Bar Chart 2

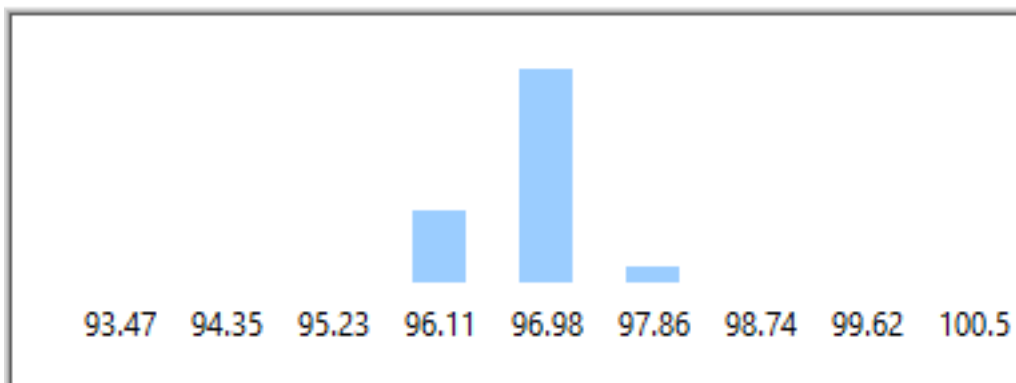


Figure189 Bar Chart 12317.1250Hz